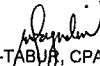


STATEMENT OF APPROVED BUDGET, UTILIZATIONS, DISBURSEMENTS AND BALANCES
 (For Off-Budgetary Funds)
 As at the Quarter Ending March 31, 2022


Department : Department of Health (DOH)
 Agency/Entity : Office of the Secretary
 Operating Unit : Mariano Marcos Memorial Hospital and Medical Center
 Organization Code (UACS) : 13 001 1400017
 Fund Cluster : 05 Internally Generated Funds
 (e.g. UACS Fund Cluster: 05-Internally Generated Funds and 06-Business Related Funds)


Particulars	UACS CODE	Approved Budget			Utilizations					Disbursements					Balances		
		Approved Budgeted Revenue	Adjustments (Reductions, Modifications)	Adjusted Budgeted Revenue	1st Quarter Ending March 31	2nd Quarter Ending June 30	3rd Quarter Ending Sept. 30	4th Quarter Ending Dec. 31	Total	1st Quarter Ending March 31	2nd Quarter Ending June 30	3rd Quarter Ending Sept. 30	4th Quarter Ending Dec. 31	TOTAL	Unutilized Budget	Unpaid Obligations	
																Due and Demandable	Not Yet Due and Demandable
1	2	3	4	5=(3+(-)4)	6	7	8	9	10=(6+7+8+9)	11	12	13	14	15=(11+12+13+14)	16=(5-10)	17	18
Operations	3000000000000000	334,172,401.99	0.00	334,172,401.99	51,466,849.16	0.00	0.00	0.00	51,466,849.16	19,104,771.96	0.00	0.00	0.00	19,104,771.96	282,705,552.83	6,657,469.20	25,704,608.00
OO : Access to curative and rehabilitative health care services Improved	3200000000000000	334,172,401.99	0.00	334,172,401.99	51,466,849.16	0.00	0.00	0.00	51,466,849.16	19,104,771.96	0.00	0.00	0.00	19,104,771.96	282,705,552.83	6,657,469.20	25,704,608.00
HEALTH FACILITIES OPERATION PROGRAM	3201000000000000	334,172,401.99	0.00	334,172,401.99	51,466,849.16	0.00	0.00	0.00	51,466,849.16	19,104,771.96	0.00	0.00	0.00	19,104,771.96	282,705,552.83	6,657,469.20	25,704,608.00
CURATIVE HEALTH CARE SUB-PROGRAM	3201010000000000	334,172,401.99	0.00	334,172,401.99	51,466,849.16	0.00	0.00	0.00	51,466,849.16	19,104,771.96	0.00	0.00	0.00	19,104,771.96	282,705,552.83	6,657,469.20	25,704,608.00
Operations of DOH Regional Hospitals and Other Health Facilities	320101100003000	334,172,401.99	0.00	334,172,401.99	51,466,849.16	0.00	0.00	0.00	51,466,849.16	19,104,771.96	0.00	0.00	0.00	19,104,771.96	282,705,552.83	6,657,469.20	25,704,608.00
MOOE		149,877,074.86	0.00	149,877,074.86	23,384,659.16	0.00	0.00	0.00	23,384,659.16	19,104,771.96	0.00	0.00	0.00	19,104,771.96	126,492,415.70	3,372,179.20	907,708.00
CO		184,295,327.13	0.00	184,295,327.13	28,082,190.00	0.00	0.00	0.00	28,082,190.00	0.00	0.00	0.00	0.00	0.00	166,213,137.13	3,285,290.00	24,796,900.00
Sub-Total, Operations		334,172,401.99	0.00	334,172,401.99	51,466,849.16	0.00	0.00	0.00	51,466,849.16	19,104,771.96	0.00	0.00	0.00	19,104,771.96	282,705,552.83	6,657,469.20	25,704,608.00
PS		0.00	0.00	0.00	0.00	0.00	0.00	0.00	0.00	0.00	0.00	0.00	0.00	0.00	0.00	0.00	0.00
MOOE		149,877,074.86	0.00	149,877,074.86	23,384,659.16	0.00	0.00	0.00	23,384,659.16	19,104,771.96	0.00	0.00	0.00	19,104,771.96	126,492,415.70	3,372,179.20	907,708.00
FinEx (If Applicable)		0.00	0.00	0.00	0.00	0.00	0.00	0.00	0.00	0.00	0.00	0.00	0.00	0.00	0.00	0.00	0.00
CO		184,295,327.13	0.00	184,295,327.13	28,082,190.00	0.00	0.00	0.00	28,082,190.00	0.00	0.00	0.00	0.00	0.00	166,213,137.13	3,285,290.00	24,796,900.00
GRAND TOTAL		334,172,401.99	0.00	334,172,401.99	51,466,849.16	0.00	0.00	0.00	51,466,849.16	19,104,771.96	0.00	0.00	0.00	19,104,771.96	282,705,552.83	6,657,469.20	25,704,608.00
PS		0.00	0.00	0.00	0.00	0.00	0.00	0.00	0.00	0.00	0.00	0.00	0.00	0.00	0.00	0.00	0.00
MOOE		149,877,074.86	0.00	149,877,074.86	23,384,659.16	0.00	0.00	0.00	23,384,659.16	19,104,771.96	0.00	0.00	0.00	19,104,771.96	126,492,415.70	3,372,179.20	907,708.00
FinEx (If Applicable)		0.00	0.00	0.00	0.00	0.00	0.00	0.00	0.00	0.00	0.00	0.00	0.00	0.00	0.00	0.00	0.00
CO		184,295,327.13	0.00	184,295,327.13	28,082,190.00	0.00	0.00	0.00	28,082,190.00	0.00	0.00	0.00	0.00	0.00	166,213,137.13	3,285,290.00	24,796,900.00

Certified Correct: 
 RONALYN R. TAGUDIN-TABUG, CPA, CFMP, MBA, PHD
 SUPERVISING ADMINISTRATIVE OFFICER
 Date: APRIL 6, 2022

Certified Correct: _____

 Date: _____

Recommending Approval By: 
 CELSO B. LIGSAY, CPA, MBA
 FINANCIAL AND MANAGEMENT OFFICER II
 Date: APRIL 6, 2022

Approved By: 
 MARIA LOURDES K. OTAYZA, MD, MHA, CESO V, FPOGS
 MEDICAL CENTER CHIEF II
 Date: APRIL 6, 2022

SUMMARY OF APPROVED BUDGET, UTILIZATIONS, DISBURSEMENTS AND BALANCES BY OBJECT OF EXPENDITURES

(For Off-Budgetary Funds)

As at the Quarter Ending March 31, 2022

Department : Department of Health (DOH)
 Agency/Entity : Office of the Secretary
 Operating Unit : Mariano Marcos Memorial Hospital and Medical Center
 Organization Code (UACS) : 13 001 1400017
 Fund Cluster : 05 Internally Generated Funds
 (e.g. UACS Fund Cluster: 05-Internally Generated Funds and 06-Business Related Funds)

Particulars	UACS CODE	Approved Budget			Utilizations					Disbursements					Balances		
		Approved Budgeted Revenue	Adjustments (Reductions, Modifications)	Adjusted Budgeted Revenue	1st Quarter Ending March 31	2nd Quarter Ending June 30	3rd Quarter Ending Sept. 30	4th Quarter Ending Dec. 31	Total	1st Quarter Ending March 31	2nd Quarter Ending June 30	3rd Quarter Ending Sept. 30	4th Quarter Ending Dec. 31	TOTAL	Unused Budget	Unpaid Obligations	
																Due and Demandable	Not Yet Due and Demandable
1	2	3	4	5=[(3+(-)4)]	6	7	8	9	10=(6+7+8+9)	11	12	13	14	15=(11+12+13+14)	16=(5-10)	17	18
SUMMARY																	
A. AGENCY SPECIFIC BUDGET																	
Maintenance and Other Operating Expenses		149,877,074.86	0.00	149,877,074.86	23,384,659.16	0.00	0.00	0.00	23,384,659.16	19,104,771.96	0.00	0.00	0.00	19,104,771.96	126,492,415.70	3,372,179.20	907,708.00
Traveling Expenses	5020100000	300,000.00	0.00	300,000.00	258,016.00	0.00	0.00	0.00	258,016.00	252,116.00	0.00	0.00	0.00	252,116.00	41,984.00	5,900.00	0.00
Traveling Expenses - Local	5020101000	300,000.00	0.00	300,000.00	258,016.00	0.00	0.00	0.00	258,016.00	252,116.00	0.00	0.00	0.00	252,116.00	41,984.00	5,900.00	0.00
Traveling Expenses - Local	5020101000	300,000.00	0.00	300,000.00	258,016.00	0.00	0.00	0.00	258,016.00	252,116.00	0.00	0.00	0.00	252,116.00	41,984.00	5,900.00	0.00
Training and Scholarship Expenses	5020200000	25,000.00	0.00	25,000.00	19,186.69	0.00	0.00	0.00	19,186.69	19,186.69	0.00	0.00	0.00	19,186.69	5,813.31	0.00	0.00
Training Expenses	5020201000	25,000.00	0.00	25,000.00	19,186.69	0.00	0.00	0.00	19,186.69	19,186.69	0.00	0.00	0.00	19,186.69	5,813.31	0.00	0.00
Training Expenses	5020201002	25,000.00	0.00	25,000.00	19,186.69	0.00	0.00	0.00	19,186.69	19,186.69	0.00	0.00	0.00	19,186.69	5,813.31	0.00	0.00
Supplies and Materials Expenses	5020300000	87,632,624.86	0.00	87,632,624.86	5,101,680.40	0.00	0.00	0.00	5,101,680.40	4,053,823.20	0.00	0.00	0.00	4,053,823.20	82,530,944.46	732,899.20	314,958.00
Office Supplies Expenses	5020301000	1,050,000.00	0.00	1,050,000.00	1,050,376.00	0.00	0.00	0.00	1,050,376.00	464,236.00	0.00	0.00	0.00	464,236.00	9,624.00	488,268.00	97,872.00
ICT Office Supplies	5020301001	600,000.00	0.00	600,000.00	595,110.00	0.00	0.00	0.00	595,110.00	8,970.00	0.00	0.00	0.00	8,970.00	4,890.00	488,268.00	97,872.00
Office Supplies Expenses	5020301002	460,000.00	0.00	460,000.00	455,266.00	0.00	0.00	0.00	455,266.00	455,266.00	0.00	0.00	0.00	455,266.00	4,734.00	0.00	0.00
Accountable Forms Expenses	5020302000	25,000.00	0.00	25,000.00	20,790.00	0.00	0.00	0.00	20,790.00	20,790.00	0.00	0.00	0.00	20,790.00	4,210.00	0.00	0.00
Accountable Forms Expenses	5020302000	25,000.00	0.00	25,000.00	20,790.00	0.00	0.00	0.00	20,790.00	20,790.00	0.00	0.00	0.00	20,790.00	4,210.00	0.00	0.00
Non-Accountable Forms Expenses	5020303000	125,000.00	0.00	125,000.00	120,000.00	0.00	0.00	0.00	120,000.00	120,000.00	0.00	0.00	0.00	120,000.00	5,000.00	0.00	0.00
Non-Accountable Forms Expenses	5020303000	125,000.00	0.00	125,000.00	120,000.00	0.00	0.00	0.00	120,000.00	120,000.00	0.00	0.00	0.00	120,000.00	5,000.00	0.00	0.00
Food Supplies Expenses	5020305000	2,300,000.00	0.00	2,300,000.00	2,196,384.35	0.00	0.00	0.00	2,196,384.35	2,092,872.55	0.00	0.00	0.00	2,092,872.55	103,616.65	103,511.80	0.00
Food Supplies Expenses	5020305000	2,300,000.00	0.00	2,300,000.00	2,196,384.35	0.00	0.00	0.00	2,196,384.35	2,092,872.55	0.00	0.00	0.00	2,092,872.55	103,616.65	103,511.80	0.00
Medical, Dental and Laboratory Supplies Expenses	5020308000	83,382,624.86	0.00	83,382,624.86	1,001,435.00	0.00	0.00	0.00	1,001,435.00	864,225.00	0.00	0.00	0.00	864,225.00	82,381,189.86	137,210.00	0.00
Medical, Dental and Laboratory Supplies Expenses	5020308000	83,382,624.86	0.00	83,382,624.86	1,001,435.00	0.00	0.00	0.00	1,001,435.00	864,225.00	0.00	0.00	0.00	864,225.00	82,381,189.86	137,210.00	0.00
Fuel, Oil and Lubricants Expenses	5020309000	405,000.00	0.00	405,000.00	394,972.27	0.00	0.00	0.00	394,972.27	177,886.27	0.00	0.00	0.00	177,886.27	10,027.73	0.00	217,086.00
Fuel, Oil and Lubricants Expenses	5020309000	405,000.00	0.00	405,000.00	394,972.27	0.00	0.00	0.00	394,972.27	177,886.27	0.00	0.00	0.00	177,886.27	10,027.73	0.00	217,086.00
Semi-Expendable Machinery and Equipment Expenses	5020321000	15,000.00	0.00	15,000.00	11,995.00	0.00	0.00	0.00	11,995.00	11,995.00	0.00	0.00	0.00	11,995.00	3,005.00	0.00	0.00
Information and Communications Technology Equipment	5020321003	15,000.00	0.00	15,000.00	11,995.00	0.00	0.00	0.00	11,995.00	11,995.00	0.00	0.00	0.00	11,995.00	3,005.00	0.00	0.00
Other Supplies and Materials Expenses	5020390000	320,000.00	0.00	320,000.00	305,727.78	0.00	0.00	0.00	305,727.78	301,818.38	0.00	0.00	0.00	301,818.38	14,272.22	3,909.40	0.00

SUMMARY OF APPROVED BUDGET, UTILIZATIONS, DISBURSEMENTS AND BALANCES BY OBJECT OF EXPENDITURES

(For Off-Budgetary Funds)

As at the Quarter Ending March 31, 2022

Department : Department of Health (DOH)
 Agency/Entity : Office of the Secretary
 Operating Unit : Mariano Marcos Memorial Hospital and Medical Center
 Organization Code (UACS) : 13 001 1400017
 Fund Cluster : 05 Internally Generated Funds
 (e.g. UACS Fund Cluster: 05-Internally Generated Funds and 06-Business Related Funds)

Particulars	UACS CODE	Approved Budget			Utilizations					Disbursements					Balances		
		Approved Budgeted Revenue	Adjustments (Reductions, Modifications/	Adjusted Budgeted Revenue	1st Quarter Ending March 31	2nd Quarter Ending June 30	3rd Quarter Ending Sept. 30	4th Quarter Ending Dec. 31	Total	1st Quarter Ending March 31	2nd Quarter Ending June 30	3rd Quarter Ending Sept. 30	4th Quarter Ending Dec. 31	TOTAL	Unutilized Budget	Unpaid Obligations	
																Due and Demandable	Not Yet Due and Demandable
1	2	3	4	5=[(3+(-)4)]	6	7	8	9	10=(6+7+8+9)	11	12	13	14	15=(11+12+13+14)	16=(6-10)	17	18
SUMMARY																	
A. AGENCY SPECIFIC BUDGET																	
Other Supplies and Materials Expenses	5020399000	320,000.00	0.00	320,000.00	305,727.78	0.00	0.00	0.00	305,727.78	301,818.38	0.00	0.00	0.00	301,818.38	14,272.22	3,909.40	0.00
Utility Expenses	5020400000	30,000,300.00	0.00	30,000,300.00	7,202,422.86	0.00	0.00	0.00	7,202,422.86	7,202,422.86	0.00	0.00	0.00	7,202,422.86	22,797,877.14	0.00	0.00
Electricity Expenses	5020402000	30,000,300.00	0.00	30,000,300.00	7,202,422.86	0.00	0.00	0.00	7,202,422.86	7,202,422.86	0.00	0.00	0.00	7,202,422.86	22,797,877.14	0.00	0.00
Electricity Expenses	5020402000	30,000,300.00	0.00	30,000,300.00	7,202,422.86	0.00	0.00	0.00	7,202,422.86	7,202,422.86	0.00	0.00	0.00	7,202,422.86	22,797,877.14	0.00	0.00
Communication Expenses	5020500000	703,150.00	0.00	703,150.00	689,506.12	0.00	0.00	0.00	689,506.12	689,506.12	0.00	0.00	0.00	689,506.12	13,643.88	0.00	0.00
Postage and Courier Services	5020501000	1,150.00	0.00	1,150.00	1,064.00	0.00	0.00	0.00	1,064.00	1,064.00	0.00	0.00	0.00	1,064.00	86.00	0.00	0.00
Postage and Courier Services	5020501000	1,150.00	0.00	1,150.00	1,064.00	0.00	0.00	0.00	1,064.00	1,064.00	0.00	0.00	0.00	1,064.00	86.00	0.00	0.00
Telephone Expenses	5020502000	192,000.00	0.00	192,000.00	181,370.02	0.00	0.00	0.00	181,370.02	181,370.02	0.00	0.00	0.00	181,370.02	10,629.98	0.00	0.00
Mobile	5020502001	90,000.00	0.00	90,000.00	80,100.00	0.00	0.00	0.00	80,100.00	80,100.00	0.00	0.00	0.00	80,100.00	9,900.00	0.00	0.00
Landline	5020502002	102,000.00	0.00	102,000.00	101,270.02	0.00	0.00	0.00	101,270.02	101,270.02	0.00	0.00	0.00	101,270.02	729.98	0.00	0.00
Internet Subscription Expenses	5020503000	505,000.00	0.00	505,000.00	503,562.10	0.00	0.00	0.00	503,562.10	503,562.10	0.00	0.00	0.00	503,562.10	1,437.90	0.00	0.00
Internet Subscription Expenses	5020503000	505,000.00	0.00	505,000.00	503,562.10	0.00	0.00	0.00	503,562.10	503,562.10	0.00	0.00	0.00	503,562.10	1,437.90	0.00	0.00
Cable, Satellite, Telegraph and Radio Expenses	5020504000	5,000.00	0.00	5,000.00	3,510.00	0.00	0.00	0.00	3,510.00	3,510.00	0.00	0.00	0.00	3,510.00	1,490.00	0.00	0.00
Cable, Satellite, Telegraph and Radio Expenses	5020504000	5,000.00	0.00	5,000.00	3,510.00	0.00	0.00	0.00	3,510.00	3,510.00	0.00	0.00	0.00	3,510.00	1,490.00	0.00	0.00
Professional Services	5021100000	791,000.00	0.00	791,000.00	760,862.66	0.00	0.00	0.00	760,862.66	760,862.66	0.00	0.00	0.00	760,862.66	30,137.34	0.00	0.00
Auditing Services	5021102000	1,000.00	0.00	1,000.00	770.00	0.00	0.00	0.00	770.00	770.00	0.00	0.00	0.00	770.00	230.00	0.00	0.00
Auditing Services	5021102000	1,000.00	0.00	1,000.00	770.00	0.00	0.00	0.00	770.00	770.00	0.00	0.00	0.00	770.00	230.00	0.00	0.00
Other Professional Services	5021199000	790,000.00	0.00	790,000.00	760,092.66	0.00	0.00	0.00	760,092.66	760,092.66	0.00	0.00	0.00	760,092.66	29,907.34	0.00	0.00
Other Professional Services	5021199000	790,000.00	0.00	790,000.00	760,092.66	0.00	0.00	0.00	760,092.66	760,092.66	0.00	0.00	0.00	760,092.66	29,907.34	0.00	0.00
General Services	5021200000	26,084,000.00	0.00	26,084,000.00	6,111,563.34	0.00	0.00	0.00	6,111,563.34	4,422,153.34	0.00	0.00	0.00	4,422,153.34	19,972,436.66	1,689,410.00	0.00
Environment/Sanitary Services	5021201000	23,134,000.00	0.00	23,134,000.00	3,263,910.15	0.00	0.00	0.00	3,263,910.15	1,574,500.15	0.00	0.00	0.00	1,574,500.15	19,870,089.85	1,689,410.00	0.00
Environment/Sanitary Services	5021201000	23,134,000.00	0.00	23,134,000.00	3,263,910.15	0.00	0.00	0.00	3,263,910.15	1,574,500.15	0.00	0.00	0.00	1,574,500.15	19,870,089.85	1,689,410.00	0.00
Other General Services	5021299000	2,950,000.00	0.00	2,950,000.00	2,847,653.19	0.00	0.00	0.00	2,847,653.19	2,847,653.19	0.00	0.00	0.00	2,847,653.19	102,346.81	0.00	0.00
Other General Services	5021299099	2,950,000.00	0.00	2,950,000.00	2,847,653.19	0.00	0.00	0.00	2,847,653.19	2,847,653.19	0.00	0.00	0.00	2,847,653.19	102,346.81	0.00	0.00
Repairs and Maintenance	5021300000	2,746,000.00	0.00	2,746,000.00	1,652,300.00	0.00	0.00	0.00	1,652,300.00	162,580.00	0.00	0.00	0.00	162,580.00	1,083,700.00	906,970.00	592,750.00
Repairs and Maintenance - Buildings and Other Structures	5021304000	5,000.00	0.00	5,000.00	4,420.00	0.00	0.00	0.00	4,420.00	0.00	0.00	0.00	0.00	0.00	580.00	0.00	4,420.00
Hospitals and Health Centers	5021304003	5,000.00	0.00	5,000.00	4,420.00	0.00	0.00	0.00	4,420.00	0.00	0.00	0.00	0.00	0.00	580.00	0.00	4,420.00
Repairs and Maintenance - Machinery and Equipment	5021305000	2,700,000.00	0.00	2,700,000.00	1,618,870.00	0.00	0.00	0.00	1,618,870.00	132,000.00	0.00	0.00	0.00	132,000.00	1,081,130.00	906,970.00	579,900.00
Medical Equipment	5021305011	2,700,000.00	0.00	2,700,000.00	1,618,870.00	0.00	0.00	0.00	1,618,870.00	132,000.00	0.00	0.00	0.00	132,000.00	1,081,130.00	906,970.00	579,900.00
Repairs and Maintenance - Transportation Equipment	5021306000	41,000.00	0.00	41,000.00	39,010.00	0.00	0.00	0.00	39,010.00	30,580.00	0.00	0.00	0.00	30,580.00	1,990.00	0.00	8,430.00

SUMMARY OF APPROVED BUDGET, UTILIZATIONS, DISBURSEMENTS AND BALANCES BY OBJECT OF EXPENDITURES

(For Off-Budgetary Funds)

As at the Quarter Ending March 31, 2022

Department : Department of Health (DOH)
 Agency/Entity : Office of the Secretary
 Operating Unit : Mariano Marcos Memorial Hospital and Medical Center
 Organization Code (UACS) : 13 001 1400017
 Fund Cluster : 05 Internally Generated Funds
 (e.g. UACS Fund Cluster: 05-Internally Generated Funds and 06-Business Related Funds)

Particulars	UACS CODE	Approved Budget			Utilizations					Disbursements					Balances		
		Approved Budgeted Revenue	Adjustments (Reductions, Modifications/	Adjusted Budgeted Revenue	1st Quarter Ending March 31	2nd Quarter Ending June 30	3rd Quarter Ending Sept. 30	4th Quarter Ending Dec. 31	Total	1st Quarter Ending March 31	2nd Quarter Ending June 30	3rd Quarter Ending Sept. 30	4th Quarter Ending Dec. 31	TOTAL	Unutilized Budget	Unpaid Obligations	
																Due and Demandable	Not Yet Due and Demandable
1	2	3	4	5=[(3+(-)4)]	6	7	8	9	10=(6+7+8+9)	11	12	13	14	15=(11+12+13+14)	16=(6-10)	17	18
SUMMARY																	
A. AGENCY SPECIFIC BUDGET																	
Motor Vehicles	5021306001	41,000.00	0.00	41,000.00	39,010.00	0.00	0.00	0.00	39,010.00	30,580.00	0.00	0.00	0.00	30,580.00	1,990.00	0.00	8,430.00
Taxes, Insurance Premiums and Other Fees	5021600000	286,000.00	0.00	286,000.00	284,328.16	0.00	0.00	0.00	284,328.16	284,328.16	0.00	0.00	0.00	284,328.16	1,671.84	0.00	0.00
Taxes, Duties and Licenses	5021601000	10,000.00	0.00	10,000.00	8,760.00	0.00	0.00	0.00	8,760.00	8,760.00	0.00	0.00	0.00	8,760.00	1,240.00	0.00	0.00
Taxes, Duties and Licenses	5021601001	10,000.00	0.00	10,000.00	8,760.00	0.00	0.00	0.00	8,760.00	8,760.00	0.00	0.00	0.00	8,760.00	1,240.00	0.00	0.00
Fidelity Bond Premiums	5021502000	224,000.00	0.00	224,000.00	223,725.00	0.00	0.00	0.00	223,725.00	223,725.00	0.00	0.00	0.00	223,725.00	275.00	0.00	0.00
Fidelity Bond Premiums	5021502000	224,000.00	0.00	224,000.00	223,725.00	0.00	0.00	0.00	223,725.00	223,725.00	0.00	0.00	0.00	223,725.00	275.00	0.00	0.00
Insurance Expenses	5021603000	52,000.00	0.00	52,000.00	51,843.16	0.00	0.00	0.00	51,843.16	51,843.16	0.00	0.00	0.00	51,843.16	156.84	0.00	0.00
Insurance Expenses	5021603000	52,000.00	0.00	52,000.00	51,843.16	0.00	0.00	0.00	51,843.16	51,843.16	0.00	0.00	0.00	51,843.16	156.84	0.00	0.00
Other Maintenance and Operating Expenses	5029900000	1,309,000.00	0.00	1,309,000.00	1,294,792.93	0.00	0.00	0.00	1,294,792.93	1,257,792.93	0.00	0.00	0.00	1,257,792.93	14,207.07	37,000.00	0.00
Printing and Publication Expenses	5029902000	8,000.00	0.00	8,000.00	6,430.40	0.00	0.00	0.00	6,430.40	6,430.40	0.00	0.00	0.00	6,430.40	1,569.60	0.00	0.00
Printing and Publication Expenses	5029902000	8,000.00	0.00	8,000.00	6,430.40	0.00	0.00	0.00	6,430.40	6,430.40	0.00	0.00	0.00	6,430.40	1,569.60	0.00	0.00
Subscription Expenses	5029907000	1,000.00	0.00	1,000.00	889.00	0.00	0.00	0.00	889.00	889.00	0.00	0.00	0.00	889.00	111.00	0.00	0.00
ICT Software Subscription	5029907001	1,000.00	0.00	1,000.00	889.00	0.00	0.00	0.00	889.00	889.00	0.00	0.00	0.00	889.00	111.00	0.00	0.00
Other Maintenance and Operating Expenses	5029999000	1,300,000.00	0.00	1,300,000.00	1,287,473.53	0.00	0.00	0.00	1,287,473.53	1,250,473.53	0.00	0.00	0.00	1,250,473.53	12,526.47	37,000.00	0.00
Other Maintenance and Operating Expenses	5029999099	1,300,000.00	0.00	1,300,000.00	1,287,473.53	0.00	0.00	0.00	1,287,473.53	1,250,473.53	0.00	0.00	0.00	1,250,473.53	12,526.47	37,000.00	0.00
Capital Outlays		184,295,327.13	0.00	184,295,327.13	28,082,190.00	0.00	0.00	0.00	28,082,190.00	0.00	0.00	0.00	0.00	0.00	156,213,137.13	3,285,290.00	24,796,900.00
Property, Plant and Equipment Outlay	5060400000	184,295,327.13	0.00	184,295,327.13	28,082,190.00	0.00	0.00	0.00	28,082,190.00	0.00	0.00	0.00	0.00	0.00	156,213,137.13	3,285,290.00	24,796,900.00
Buildings and Other Structures	5060404000	131,578,402.07	0.00	131,578,402.07	286,790.00	0.00	0.00	0.00	286,790.00	0.00	0.00	0.00	0.00	0.00	131,291,612.07	286,790.00	0.00
Hospitals and Health Centers	5060404003	131,578,402.07	0.00	131,578,402.07	286,790.00	0.00	0.00	0.00	286,790.00	0.00	0.00	0.00	0.00	0.00	131,291,612.07	286,790.00	0.00
Machinery and Equipment Outlay	5060405000	52,716,925.06	0.00	52,716,925.06	27,795,400.00	0.00	0.00	0.00	27,795,400.00	0.00	0.00	0.00	0.00	0.00	24,921,525.06	2,998,500.00	24,796,900.00
Medical Equipment	5060405011	52,716,925.06	0.00	52,716,925.06	27,795,400.00	0.00	0.00	0.00	27,795,400.00	0.00	0.00	0.00	0.00	0.00	24,921,525.06	2,998,500.00	24,796,900.00
GRAND TOTAL		334,172,401.99	0.00	334,172,401.99	51,466,849.16	0.00	0.00	0.00	51,466,849.16	19,104,771.96	0.00	0.00	0.00	19,104,771.96	282,705,552.83	6,657,469.20	25,704,608.00

Certified Correct:

RONALYN R. TAGUDIN-TABUR, CPA, CFMP, MBA, PHD
 SUPERVISING ADMINISTRATIVE OFFICER

Date: APRIL 6, 2022

Certified Correct:

Date:

Recommending Approval:

CELSO B. LIGSAY, CPA, MBA
 FINANCIAL AND MANAGEMENT OFFICER II

Date: APRIL 6, 2022

Approved By:

MARIA LOURDES K. OTAYZA, MD, MHA, CESO V, FPOGS
 MEDICAL CENTER CHIEF II

Date: APRIL 6, 2022


STATEMENT OF APPROVED BUDGET, UTILIZATIONS, DISBURSEMENTS AND BALANCES

(For Off-Budgetary Funds)


As at the Quarter Ending March 31, 2022

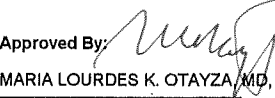
Department : Department of Health (DOH)
 Agency/Entity : Office of the Secretary
 Operating Unit : Mariano Marcos Memorial Hospital and Medical Center
 Organization Code (UACS) : 13 001 1400017
 Fund Cluster : 06 Business Related Funds
 (e.g. UACS Fund Cluster: 05-Internally Generated Funds and 06-Business Related Funds)

Particulars	UACS CODE	Approved Budget			Utilizations					Disbursements				Balances			
		Approved Budgeted Revenue	Adjustments (Reductions, Modifications)	Adjusted Budgeted Revenue	1st Quarter Ending March 31	2nd Quarter Ending June 30	3rd Quarter Ending Sept. 30	4th Quarter Ending Dec. 31	Total	1st Quarter Ending March 31	2nd Quarter Ending June 30	3rd Quarter Ending Sept. 30	4th Quarter Ending Dec. 31	TOTAL	Unutilized Budget	Unpaid Obligations	
																Due and Demandable	Not Yet Due and Demandable
1	2	3	4	5=[(3+(-4))]	6	7	8	9	10=(6+7+8+9)	11	12	13	14	15=(11+12+13+14)	16=(5-10)	17	18
Operations	3000000000000000	72,554,748.91	0.00	72,554,748.91	7,546,455.66	0.00	0.00	0.00	7,546,455.66	4,780,953.21	0.00	0.00	0.00	4,780,953.21	65,008,293.25	2,444,142.25	321,360.20
OO : Access to curative and rehabilitative health care services Improved	3200000000000000	72,554,748.91	0.00	72,554,748.91	7,546,455.66	0.00	0.00	0.00	7,546,455.66	4,780,953.21	0.00	0.00	0.00	4,780,953.21	65,008,293.25	2,444,142.25	321,360.20
HEALTH FACILITIES OPERATION PROGRAM	3201000000000000	72,554,748.91	0.00	72,554,748.91	7,546,455.66	0.00	0.00	0.00	7,546,455.66	4,780,953.21	0.00	0.00	0.00	4,780,953.21	65,008,293.25	2,444,142.25	321,360.20
CURATIVE HEALTH CARE SUB-PROGRAM	3201010000000000	72,554,748.91	0.00	72,554,748.91	7,546,455.66	0.00	0.00	0.00	7,546,455.66	4,780,953.21	0.00	0.00	0.00	4,780,953.21	65,008,293.25	2,444,142.25	321,360.20
Operations of DOH Regional Hospitals and Other Health Facilities	320101100003000	72,554,748.91	0.00	72,554,748.91	7,546,455.66	0.00	0.00	0.00	7,546,455.66	4,780,953.21	0.00	0.00	0.00	4,780,953.21	65,008,293.25	2,444,142.25	321,360.20
MOOE		72,554,748.91	0.00	72,554,748.91	7,546,455.66	0.00	0.00	0.00	7,546,455.66	4,780,953.21	0.00	0.00	0.00	4,780,953.21	65,008,293.25	2,444,142.25	321,360.20
Sub-Total, Operations		72,554,748.91	0.00	72,554,748.91	7,546,455.66	0.00	0.00	0.00	7,546,455.66	4,780,953.21	0.00	0.00	0.00	4,780,953.21	65,008,293.25	2,444,142.25	321,360.20
PS		0.00	0.00	0.00	0.00	0.00	0.00	0.00	0.00	0.00	0.00	0.00	0.00	0.00	0.00	0.00	0.00
MOOE		72,554,748.91	0.00	72,554,748.91	7,546,455.66	0.00	0.00	0.00	7,546,455.66	4,780,953.21	0.00	0.00	0.00	4,780,953.21	65,008,293.25	2,444,142.25	321,360.20
FinEx (If Applicable)		0.00	0.00	0.00	0.00	0.00	0.00	0.00	0.00	0.00	0.00	0.00	0.00	0.00	0.00	0.00	0.00
CO		0.00	0.00	0.00	0.00	0.00	0.00	0.00	0.00	0.00	0.00	0.00	0.00	0.00	0.00	0.00	0.00
GRAND TOTAL		72,554,748.91	0.00	72,554,748.91	7,546,455.66	0.00	0.00	0.00	7,546,455.66	4,780,953.21	0.00	0.00	0.00	4,780,953.21	65,008,293.25	2,444,142.25	321,360.20
PS		0.00	0.00	0.00	0.00	0.00	0.00	0.00	0.00	0.00	0.00	0.00	0.00	0.00	0.00	0.00	0.00
MOOE		72,554,748.91	0.00	72,554,748.91	7,546,455.66	0.00	0.00	0.00	7,546,455.66	4,780,953.21	0.00	0.00	0.00	4,780,953.21	65,008,293.25	2,444,142.25	321,360.20
FinEx (If Applicable)		0.00	0.00	0.00	0.00	0.00	0.00	0.00	0.00	0.00	0.00	0.00	0.00	0.00	0.00	0.00	0.00
CO		0.00	0.00	0.00	0.00	0.00	0.00	0.00	0.00	0.00	0.00	0.00	0.00	0.00	0.00	0.00	0.00

Certified Correct: 
 RONALYN R. TAGUDIN-TABUR, CPA, CFMP, MBA, PHD
 SUPERVISING ADMINISTRATIVE OFFICER
 Date: APRIL 6, 2022

Certified Correct: _____
 Date: _____

Recommending Approval By: 
 CELSO B. LIGSAY, CPA, MBA
 FINANCIAL AND MANAGEMENT OFFICER II
 Date: APRIL 6, 2022

Approved By: 
 MARIA LOURDES K. OTAYZA, MD, MHA, CESO V, FPOGS
 MEDICAL CENTER CHIEF II
 Date: APRIL 6, 2022


SUMMARY OF APPROVED BUDGET, UTILIZATIONS, DISBURSEMENTS AND BALANCES BY OBJECT OF EXPENDITURES

(For Off-Budgetary Funds)


As at the Quarter Ending March 31, 2022


Department : Department of Health (DOH)
 Agency/Entity : Office of the Secretary
 Operating Unit : Mariano Marcos Memorial Hospital and Medical Center
 Organization Code (UACS) : 13 001 1400017
 Fund Cluster : 06 Business Related Funds
 (e.g. UACS Fund Cluster: 06-Internally Generated Funds and 06-Business Related Funds)

Particulars	UACS CODE	Approved Budget			Utilizations					Disbursements					Balances		
		Approved Budgeted Revenue	Adjustments (Reductions, Modifications/	Adjusted Budgeted Revenue	1st Quarter Ending March 31	2nd Quarter Ending June 30	3rd Quarter Ending Sept. 30	4th Quarter Ending Dec. 31	Total	1st Quarter Ending March 31	2nd Quarter Ending June 30	3rd Quarter Ending Sept. 30	4th Quarter Ending Dec. 31	TOTAL	Unutilized Budget	Unpaid Obligations	
																Due and Demandable	Not Yet Due and Demandable
1	2	3	4	5=[(3+(-)4)]	6	7	8	9	10=(6+7+8+9)	11	12	13	14	15=(11+12+13+14)	16=(5-10)	17	18
SUMMARY																	
A. AGENCY SPECIFIC BUDGET																	
Maintenance and Other Operating Expenses		72,654,748.91	0.00	72,654,748.91	7,546,455.66	0.00	0.00	0.00	7,546,455.66	4,780,953.21	0.00	0.00	0.00	4,780,953.21	65,008,293.25	2,444,142.25	321,360.20
Supplies and Materials Expenses	6020300000	72,654,748.91	0.00	72,654,748.91	7,546,455.66	0.00	0.00	0.00	7,546,455.66	4,780,953.21	0.00	0.00	0.00	4,780,953.21	65,008,293.25	2,444,142.25	321,360.20
Drugs and Medicines Expenses	6020307000	72,654,748.91	0.00	72,654,748.91	7,546,455.66	0.00	0.00	0.00	7,546,455.66	4,780,953.21	0.00	0.00	0.00	4,780,953.21	65,008,293.25	2,444,142.25	321,360.20
Drugs and Medicines Expenses	6020307000	72,654,748.91	0.00	72,654,748.91	7,546,455.66	0.00	0.00	0.00	7,546,455.66	4,780,953.21	0.00	0.00	0.00	4,780,953.21	65,008,293.25	2,444,142.25	321,360.20
GRAND TOTAL		72,654,748.91	0.00	72,654,748.91	7,546,455.66	0.00	0.00	0.00	7,546,455.66	4,780,953.21	0.00	0.00	0.00	4,780,953.21	65,008,293.25	2,444,142.25	321,360.20

Certified Correct:

 RONALYN R. TAGUDIN-TABUR, CPA, CFMP, MBA, PHD
 SUPERVISING ADMINISTRATIVE OFFICER
 Date:

Certified Correct:
 Date:

Recommending Approval:

 CELSO B. LIGSAY, CPA, MBA
 FINANCIAL AND MANAGEMENT OFFICER II
 Date:

Approved By:

 MARIA LOURDES K. OTAYZA, MD/MHA, CESO V, FPOGS
 MEDICAL CENTER CHIEF II
 Date: