



(For Off-Budgetary Funds)

Department : Department of Health (DOH)
Agency/Entity : Office of the Secretary
Operating Unit : Mariano Marcos Memorial Hospital and Medical Center
Organization Code : 13 001 1400017
Fund Cluster : 06 Business Related Funds

(e.g. UACS Fund Cluster: 06-Internally Generated Funds and 06-Business Related Funds)

(e.g. UACS Fund Cluster: 06-Internally Generated Funds and 06-Business Related Funds)																	
Particulars	UACS CODE	Approved Budget				Utilizations				Disbursements				Balances			
		Approved Budgeted Revenue	Adjustments (Reductions, Modifications, Augmentation)	Adjusted Budgeted Revenue	1st Quarter Ending March 31	2nd Quarter Ending June 30	3rd Quarter Ending Sept. 30	4th Quarter Ending Dec. 31	Total	1st Quarter Ending March 31	2nd Quarter Ending June 30	3rd Quarter Ending Sept. 30	4th Quarter Ending Dec. 31	TOTAL	Unutilized Budget	Unpaid Obligations (10-15)=(17+18)	
																Due and Demandable	Not Yet Due and Demandable
1	2	3	4	5=(3+(-4))	6	7	8	9	10=(6+7+8+9)	11	12	13	14	15=(11+12+13+14)	16=(6-10)	17	18
SUMMARY																	
A. AGENCY SPECIFIC BUDGET																	
Maintenance and Other Operating Expenses		102,824,152.26	0.00	102,824,152.26	18,164,073.01	17,423,984.72	3,652,202.84	0.00	39,246,340.57	13,138,824.19	13,854,801.27	7,985,011.23	0.00	34,978,836.69	63,578,811.89	0.00	4,266,703.88
Supplies and Materials Expenses	5020300000	102,824,152.26	0.00	102,824,152.26	18,164,073.01	17,423,984.72	3,652,202.84	0.00	39,246,340.57	13,138,824.19	13,854,801.27	7,985,011.23	0.00	34,978,836.69	63,578,811.89	0.00	4,266,703.88
Drugs and Medicines Expenses	5020307000	102,824,152.26	0.00	102,824,152.26	18,164,073.01	17,423,984.72	3,652,202.84	0.00	39,246,340.57	13,138,824.19	13,854,801.27	7,985,011.23	0.00	34,978,836.69	63,578,811.89	0.00	4,266,703.88
Drugs and Medicines Expenses	5020307000	102,824,152.26	0.00	102,824,152.26	18,164,073.01	17,423,984.72	3,652,202.84	0.00	39,246,340.57	13,138,824.19	13,854,801.27	7,985,011.23	0.00	34,978,836.69	63,578,811.89	0.00	4,266,703.88
GRAND TOTAL																	

Certified Correct: 
RONALYN R. AQUILINO, CPA, CFMP, MBA
SUPERVISING ADMINISTRATIVE OFFICER
Date: October 6, 2020

Recommending Approval:

CELSO B. LIGSAY, CPA, MBA
FINANCIAL AND MANAGEMENT OFFICER II
Date: October 6, 2020


Approved By: 
MARIA LOURDES K. ORLANZA, MD, NIA, CESO V, FPOGS
MEDICAL CENTER CHIEF II
Date: October 6, 2020

(For Off-Budgetary Funds)


Department : Department of Health (DOH)
Agency/Entity : Office of the Secretary
Operating Unit : Mariano Marcos Memorial Hospital and Medical Center
Organization Code : 13 001 1400017
Fund Cluster : 06 Business Related Funds

(e.g. UACS Fund Cluster: 05-Internally Generated Funds and 06-Business Related Funds)

(e.g. UNACS Fund Cluster: 06-Internally Generated Funds and 06-Business Related Funds)																	
Particulars	UNACS CODE	Approved Budget			Utilizations					Disbursements				Balances			
		Approved (Reductions/Modifications/Augmentations)	Adjusted Revenue	1st Quarter Ending March 31	2nd Quarter Ending June 30	3rd Quarter Ending Sept. 30	4th Quarter Ending Dec. 31	Total	1st Quarter Ending March 31	2nd Quarter Ending June 30	3rd Quarter Ending Sept. 30	4th Quarter Ending Dec. 31	TOTAL	Unutilized Budget	Unpaid Obligations (10-15)+(17-18)		
1	2	3	4	5=[(3)+(4)]	6	7	8	9	10=[(6)+(7)+(8)+(9)]	11	12	13	14	15=[(11)+(12)+(13)+(14)]	16=[5-10]	17	18
Operations	3000000000000000	102,824,152.26	0.00	102,824,152.26	18,164,073.01	17,428,964.72	3,652,302.84	0.00	39,245,340.57	13,138,824.18	13,864,801.27	7,985,011.23	0.00	34,978,636.69	63,578,811.69	0.00	4,266,703.89
CO : Access to curative and rehabilitative health care services improved	3200000000000000	102,824,152.26	0.00	102,824,152.26	18,164,073.01	17,428,964.72	3,652,302.84	0.00	39,245,340.57	13,138,824.18	13,864,801.27	7,985,011.23	0.00	34,978,636.69	63,578,811.69	0.00	4,266,703.89
HEALTH FACILITIES OPERATION PROGRAM	3201000000000000	102,824,152.26	0.00	102,824,152.26	18,164,073.01	17,428,964.72	3,652,302.84	0.00	39,245,340.57	13,138,824.18	13,864,801.27	7,985,011.23	0.00	34,978,636.69	63,578,811.69	0.00	4,266,703.89
CUMULATIVE HEALTH CARE SUB-PROGRAM	3201010000000000	102,824,152.26	0.00	102,824,152.26	18,164,073.01	17,428,964.72	3,652,302.84	0.00	39,245,340.57	13,138,824.18	13,864,801.27	7,985,011.23	0.00	34,978,636.69	63,578,811.69	0.00	4,266,703.89
Operations of DOH Regional Hospitals and Other Health Facilities	3201010000000000	102,824,152.26	0.00	102,824,152.26	18,164,073.01	17,428,964.72	3,652,302.84	0.00	39,245,340.57	13,138,824.18	13,864,801.27	7,985,011.23	0.00	34,978,636.69	63,578,811.69	0.00	4,266,703.89
MOOE		102,824,152.26	0.00	102,824,152.26	18,164,073.01	17,428,964.72	3,652,302.84	0.00	39,245,340.57	13,138,824.18	13,864,801.27	7,985,011.23	0.00	34,978,636.69	63,578,811.69	0.00	4,266,703.89
Sub-Total, Operations		102,824,152.26	0.00	102,824,152.26	18,164,073.01	17,428,964.72	3,652,302.84	0.00	39,245,340.57	13,138,824.18	13,864,801.27	7,985,011.23	0.00	34,978,636.69	63,578,811.69	0.00	4,266,703.89
PS		102,824,152.26	0.00	102,824,152.26	18,164,073.01	17,428,964.72	3,652,302.84	0.00	39,245,340.57	13,138,824.18	13,864,801.27	7,985,011.23	0.00	34,978,636.69	63,578,811.69	0.00	4,266,703.89
MOOE		0.00	0.00	0.00	0.00	0.00	0.00	0.00	0.00	0.00	0.00	0.00	0.00	0.00	0.00	0.00	0.00
Flex (if Applicable)		0.00	0.00	0.00	0.00	0.00	0.00	0.00	0.00	0.00	0.00	0.00	0.00	0.00	0.00	0.00	0.00
CO		0.00	0.00	0.00	0.00	0.00	0.00	0.00	0.00	0.00	0.00	0.00	0.00	0.00	0.00	0.00	0.00
GRAND TOTAL		102,824,152.26	0.00	102,824,152.26	18,164,073.01	17,428,964.72	3,652,302.84	0.00	39,245,340.57	13,138,824.18	13,864,801.27	7,985,011.23	0.00	34,978,636.69	63,578,811.69	0.00	4,266,703.89
PS		0.00	0.00	0.00	0.00	0.00	0.00	0.00	0.00	0.00	0.00	0.00	0.00	0.00	0.00	0.00	0.00
MOOE		102,824,152.26	0.00	102,824,152.26	18,164,073.01	17,428,964.72	3,652,302.84	0.00	39,245,340.57	13,138,824.18	13,864,801.27	7,985,011.23	0.00	34,978,636.69	63,578,811.69	0.00	4,266,703.89
Flex (if Applicable)		0.00	0.00	0.00	0.00	0.00	0.00	0.00	0.00	0.00	0.00	0.00	0.00	0.00	0.00	0.00	0.00
CO		0.00	0.00	0.00	0.00	0.00	0.00	0.00	0.00	0.00	0.00	0.00	0.00	0.00	0.00	0.00	0.00

Certified Correct: 
RONALYN R. TAGALON, CPA, CFMP, MBA
SUPERVISING ADMINISTRATIVE OFFICER
Date: October 6, 2020

Certified Correct:


Recommending Approval

CELSO B. LIGASAY, CPA, MBA
FINANCIAL AND MANAGEMENT OFFICER II
Date: October 6, 2020

Approved By: 
MARIA LOURDES K. OTAYZA, MD, MHA, CESO V, FPOGS
MEDICAL CENTER CHIEF II
Date: October 6, 2020

Department : Department of Health (DOH)
Agency/Entity : Office of the Secretary
Operating Unit : Mariano Marcos Memorial Hospital and Medical Center
Organization Code : 13 001 1400017
Fund Cluster : 05 Internally Generated Funds

(e.g. UACS Fund Cluster: 05-Internally Generated Funds and 06-Business Related Funds)

Particulars	UACS CODE	Approved Budget				Utilizations				Disbursements				Balance			
		Approved Budgeted Revenue	Adjustments (Reductions, Modifications, Augmentations)	Adjusted Budgeted Revenue	1st Quarter Ending March 31	2nd Quarter Ending June 30	3rd Quarter Ending Sept. 30	4th Quarter Ending Dec. 31	Total	1st Quarter Ending March 31	2nd Quarter Ending June 30	3rd Quarter Ending Sept. 30	4th Quarter Ending Dec. 31	TOTAL	Unutilized Budget	Unpaid Obligations (10-15)(17+18)	
																Due and Demandable	Not Yet Due and Demandable
1	2	3	4	5=(3+4)	6	7	8	9	10=(6+7+8+9)	11	12	13	14	15=(11+12+13+14)	16=(5-10)	17	18
Operations	300000000000000	334,342,448.74	0.00	334,342,448.74	29,848,099.34	30,083,188.75	41,107,070.29	0.00	101,130,368.38	10,101,536.00	18,709,235.84	22,813,159.74	0.00	51,623,931.68	233,203,081.36	1,357,254.35	44,158,022.35
CO : Access to curative and rehabilitative health care services improved	3200300000000000	334,342,448.74	0.00	334,342,448.74	29,848,099.34	30,083,188.75	41,107,070.29	0.00	101,130,368.38	10,101,536.00	18,709,235.84	22,813,159.74	0.00	51,623,931.68	233,203,081.36	1,357,254.35	44,158,022.35
HEALTH FACILITIES OPERATION PROGRAM	3201000000000000	334,342,448.74	0.00	334,342,448.74	29,848,099.34	30,083,188.75	41,107,070.29	0.00	101,130,368.38	10,101,536.00	18,709,235.84	22,813,159.74	0.00	51,623,931.68	233,203,081.36	1,357,254.35	44,158,022.35
CURATIVE HEALTH CARE SUB-PROGRAM	3201000000000000	334,342,448.74	0.00	334,342,448.74	29,848,099.34	30,083,188.75	41,107,070.29	0.00	101,130,368.38	10,101,536.00	18,709,235.84	22,813,159.74	0.00	51,623,931.68	233,203,081.36	1,357,254.35	44,158,022.35
Operations of DOH Regional Hospitals and Other Health Facilities	3201010000000000	334,342,448.74	0.00	334,342,448.74	29,848,099.34	30,083,188.75	41,107,070.29	0.00	101,130,368.38	10,101,536.00	18,709,235.84	22,813,159.74	0.00	51,623,931.68	233,203,081.36	1,357,254.35	44,158,022.35
MOOE		145,359,517.12	0.00	145,359,517.12	29,172,208.84	19,240,844.73	22,214,568.11	0.00	70,627,422.68	10,007,358.00	17,188,378.84	21,488,395.35	0.00	48,684,132.29	74,732,084.44	1,349,804.66	20,580,385.73
CO		188,982,932.62	0.00	188,982,932.62	778,890.50	10,842,554.02	18,882,501.18	0.00	30,511,945.70	84,178.00	1,510,837.00	1,324,764.39	0.00	2,825,768.39	158,470,988.92	7,448.69	27,574,998.92
Sub-Total, Operations		334,342,448.74	0.00	334,342,448.74	29,848,099.34	30,083,188.75	41,107,070.29	0.00	101,130,368.38	10,101,536.00	18,709,235.84	22,813,159.74	0.00	51,623,931.68	233,203,081.36	1,357,254.35	48,158,022.35
MOOE		0.00	0.00	0.00	0.00	0.00	0.00	0.00	0.00	0.00	0.00	0.00	0.00	0.00	0.00	0.00	0.00
Finex (if Applicable)		145,359,517.12	0.00	145,359,517.12	28,172,208.84	19,240,844.73	22,214,568.11	0.00	70,627,422.68	10,007,358.00	17,188,378.84	21,488,395.35	0.00	48,684,132.29	74,732,084.44	1,349,804.66	20,580,385.73
CO		0.00	0.00	0.00	0.00	0.00	0.00	0.00	0.00	0.00	0.00	0.00	0.00	0.00	0.00	0.00	0.00
GRAND TOTAL		188,982,932.62	0.00	188,982,932.62	29,848,099.34	30,083,188.75	41,107,070.29	0.00	101,130,368.38	10,101,536.00	18,709,235.84	22,813,159.74	0.00	51,623,931.68	233,203,081.36	1,357,254.35	48,158,022.35
PS		334,342,448.74	0.00	334,342,448.74	0.00	0.00	0.00	0.00	0.00	0.00	0.00	0.00	0.00	0.00	0.00	0.00	0.00
MOOE		0.00	0.00	0.00	0.00	0.00	0.00	0.00	0.00	0.00	0.00	0.00	0.00	0.00	0.00	0.00	0.00
Finex (if Applicable)		145,359,517.12	0.00	145,359,517.12	28,172,208.84	19,240,844.73	22,214,568.11	0.00	70,627,422.68	10,007,358.00	17,188,378.84	21,488,395.35	0.00	48,684,132.29	74,732,084.44	1,349,804.66	20,580,385.73
CO		0.00	0.00	0.00	0.00	0.00	0.00	0.00	0.00	0.00	0.00	0.00	0.00	0.00	0.00	0.00	0.00

Certified Correct: 
RONALYN R. JAGUIN, CPA, CFMP, MBA
SUPERVISING ADMINISTRATIVE OFFICER
Date: October 6, 2020

Certified Correct:
Recommending Approval:
CELISO R. UGAY, CPA, MBA
FINANCIAL AND MANAGEMENT OFFICER II
Date: October 6, 2020

Approved By: 
MARIA LOURDES K. OTAYZA, MD, MBA, CESO V, FPOGS
MEDICAL CENTER CHIEF II
Date: October 6, 2020

(For Off-Budgetary Funds)

Department	: Department of Health (DOH)
Agency/Entity	: Office of the Secretary
Operating Unit	: Mariano Marcos Memorial Hospital and Medical Center
Organization Code	: 13 001 1400017
Fund Cluster	: 05 Internally Generated Funds

(e.g. UACS Fund Cluster: 05-Internally Generated Funds and 06-Businesses Related Funds)

Quarterly Financial Statement - Quarterly Generated Funds and 06-Business Related Funds																	
Particulars	UACS CODE	Approved Budget				Utilizations				Disbursements				Balances			
		Approved Budgeted Revenue	Adjustments (Reductions/ Modifications/ Augmentation)	Adjusted Budgeted Revenue	1st Quarter Ending March 31	2nd Quarter Ending June 30	3rd Quarter Ending Sept. 30	4th Quarter Ending Dec. 31	Total	1st Quarter Ending March 31	2nd Quarter Ending June 30	3rd Quarter Ending Sept. 30	4th Quarter Ending Dec. 31	TOTAL	Unutilized Budget	Unpaid Obligations (10-6)(17-18)	
																Due and Denominable	Net Val Due and Denominable
1	2	3	4	5=([3+4])	6	7	8	9	10=(6+7+8+9)	11	12	13	14	15=(11+12+13+14)	16=(5-10)	17	18
A. AGENCY SPECIFIC BUDGET																	
Maintenance and Other Operating Expenses																	
Traveling Expenses		145,359,517.12															
	5020100000	700,000.00	0.00	145,359,517.12	20,172,208.84	19,240,644.73	22,214,696.11	0.00	70,927,422.86	10,007,356.00	17,186,378.94	21,468,395.35	0.00	49,894,132.29	74,732,994.44	1,349,894.66	20,583,385.73
Traveling Expenses - Local	5020101000	700,000.00	0.00	700,000.00	294,669.92	200,352.00	169,422.00	0.00	670,433.92	289,999.92	189,202.00	169,422.00	0.00	669,533.92	29,966.08	990.00	0.00
Traveling Expenses - Local	5020101000	700,000.00	0.00	700,000.00	294,669.92	200,352.00	169,422.00	0.00	670,433.92	289,999.92	189,202.00	169,422.00	0.00	669,533.92	29,966.08	990.00	0.00
Training and Scholarship Expenses	5020200000	95,000.00	0.00	95,000.00	294,669.92	200,352.00	169,422.00	0.00	670,433.92	289,999.92	189,202.00	169,422.00	0.00	669,533.92	29,966.08	990.00	0.00
Training Expenses	5020201000	95,000.00	0.00	95,000.00	90,182.00	0.00	0.00	0.00	90,182.00	88,460.00	0.00	0.00	0.00	88,460.00	29,966.08	990.00	0.00
Training Expenses	5020201002	95,000.00	0.00	95,000.00	90,182.00	0.00	0.00	0.00	90,182.00	88,460.00	0.00	0.00	0.00	88,460.00	29,966.08	990.00	0.00
Supplies and Materials Expenses	5020300000	95,000.00	0.00	95,000.00	90,182.00	0.00	0.00	0.00	90,182.00	88,460.00	0.00	0.00	0.00	88,460.00	4,818.00	0.00	1,722.00
Office Supplies Expenses	5020300000	95,000.00	0.00	95,000.00	90,182.00	0.00	0.00	0.00	90,182.00	88,460.00	0.00	0.00	0.00	88,460.00	4,818.00	0.00	1,722.00
Office Supplies Expenses	5020301000	95,000.00	0.00	95,000.00	90,182.00	0.00	0.00	0.00	90,182.00	88,460.00	0.00	0.00	0.00	88,460.00	4,818.00	0.00	1,722.00
Office Supplies Expenses	5020301002	95,000.00	0.00	95,000.00	90,182.00	0.00	0.00	0.00	90,182.00	88,460.00	0.00	0.00	0.00	88,460.00	4,818.00	0.00	1,722.00
Accountable Forms Expenses	5020302000	105,000.00	0.00	105,000.00	775,669.84	651,819.87	469,032.20	0.00	1,928,519.87	994,204.84	34,973.27	121,158.51	0.00	850,336.92	4,273,468.09	1,003,697.89	0.00
Accountable Forms Expenses	5020302000	105,000.00	0.00	105,000.00	775,669.84	651,819.87	469,032.20	0.00	1,928,519.87	994,204.84	34,973.27	121,158.51	0.00	850,336.92	4,273,468.09	1,003,697.89	0.00
Non-Accountable Forms Expenses	5020302000	105,000.00	0.00	105,000.00	46,800.00	0.00	54,000.00	0.00	100,800.00	46,800.00	0.00	54,000.00	0.00	100,800.00	4,200.00	0.00	0.00
Non-Accountable Forms Expenses	5020302000	105,000.00	0.00	105,000.00	46,800.00	0.00	54,000.00	0.00	100,800.00	46,800.00	0.00	54,000.00	0.00	100,800.00	4,200.00	0.00	0.00
Food Supplies Expenses	5020303000	840,000.00	0.00	840,000.00	125,731.44	43,860.00	228,792.02	0.00	398,373.46	23,200.00	22,881.44	229,238.20	0.00	275,316.64	440,626.54	16,703.82	107,350.00
Food Supplies Expenses	5020305000	840,000.00	0.00	840,000.00	125,731.44	43,860.00	228,792.02	0.00	398,373.46	23,200.00	22,881.44	229,238.20	0.00	275,316.64	440,626.54	16,703.82	107,350.00
Medical, Dental and Laboratory Supplies Expenses	5020304000	11,071,897.88	0.00	11,071,897.88	3,348,937.10	1,883,660.89	1,565,861.31	0.00	7,231,449.30	2,734,989.35	2,232,185.85	1,756,770.25	0.00	6,726,922.85	3,840,598.88	92,697.50	412,629.28
Medical, Dental and Laboratory Supplies Expenses	5020304000	11,071,897.88	0.00	11,071,897.88	3,348,937.10	1,883,660.89	1,565,861.31	0.00	7,231,449.30	2,734,989.35	2,232,185.85	1,756,770.25	0.00	6,726,922.85	3,840,598.88	92,697.50	412,629.28
Medical, Dental and Laboratory Supplies Expenses	5020308000	66,622,559.14	0.00	66,622,559.14	1,556,999.62	4,208,181.86	4,046,332.50	0.00	9,815,513.98	301,999.62	1,737,348.15	4,112,288.98	0.00	6,151,616.66	59,807,346.16	97,000.00	2,993,697.33
Fuel, Oil and Lubricants Expenses	5020309000	66,622,559.14	0.00	66,622,559.14	1,556,999.62	4,208,181.86	4,046,332.50	0.00	9,815,513.98	301,999.62	1,737,348.15	4,112,288.98	0.00	6,151,616.66	59,807,346.16	97,000.00	2,993,697.33
Fuel, Oil and Lubricants Expenses	5020309000	66,622,559.14	0.00	66,622,559.14	1,556,999.62	4,208,181.86	4,046,332.50	0.00	9,815,513.98	301,999.62	1,737,348.15	4,112,288.98	0.00	6,151,616.66	59,807,346.16	97,000.00	2,993,697.33
Semi-Expendable Machinery and Equipment Expenses	5020309000	590,000.00	0.00	590,000.00	124,556.94	165,590.11	131,809.96	0.00	441,946.01	124,556.94	117,197.56	200,189.51	0.00	441,946.01	138,053.99	0.00	0.00
Office Equipment	5020321002	1,595,000.00	0.00	1,595,000.00	0.00	51,823.00	694,992.00	0.00	729,815.00	0.00	0.00	56,250.00	0.00	56,250.00	868,168.00	3,810.00	973,755.00
Information and Communications Technology Equipment	5020321002	50,000.00	0.00	50,000.00	0.00	0.00	13,407.00	0.00	13,407.00	0.00	0.00	0.00	0.00	0.00	36,650.00	0.00	13,407.00
Medical Equipment	5020321010	1,000,000.00	0.00	1,000,000.00	0.00	0.00	692,590.00	0.00	692,590.00	0.00	0.00	0.00	0.00	0.00	46,246.00	0.00	567,650.00
Other Machinery and Equipment	5020321099	285,000.00	0.00	285,000.00	0.00	0.00	11,680.00	0.00	46,733.00	0.00	0.00	23,320.00	0.00	23,320.00	255,267.00	3,810.00	22,603.00
This report was generated using the Unified Reporting System on 06/10/2020 17:38 version:PAR2A.1.1 : Status : SUBMITTED																	

Department of Health (DOH)
Agency/Entity : Office of the Secretary
Operating Unit : Mariano Marcos Memorial Hospital and Medical Center
Organization Code : 13 001 1400017
Fund Cluster : 05 Internally Generated Funds

Department of Health (DOH)
Agency/Entity : Office of the Secretary
Operating Unit : Mariano Marcos Memorial Hospital and Medical Center
Organization Code : 13 001 1400017
Fund Cluster : 05 Internally Generated Funds
(e.g. UACS Fund Cluster: 05-Internally Generated Funds and 06-Business Related Funds)

17-18 FY 2020-21 Annual Cluster - Internally Generated Funds and 06-Business Related Funds)																		
Particulars	UACS CODE	Approved Budget				Utilizations				Disbursements				Balances				
		Approved Budgeted Revenue	Adjustments (Reductions, Modifications/ Augmentation)	Adjusted Revenue	1st Quarter Ending March 31	2nd Quarter Ending June 30	3rd Quarter Ending Sept. 30	4th Quarter Ending Dec. 31	Total	1st Quarter Ending March 31	2nd Quarter Ending June 30	3rd Quarter Ending Sept. 30	4th Quarter Ending Dec. 31	TOTAL	Unutilized Budget	Unpaid Obligations (10-15)+(17-18)	Due and Demandable	Not Yet Demandable
SUMMARY	1	2	3	4	5=([3+(-4)])	6	7	8	9	10=(6+7+8+9)	11	12	13	14	15=(11+12+13+14)	16=(5-10)	17	18
A. AGENCY SPECIFIC BUDGET																		
Other Supplies and Materials Expenses	5020396000	5,600,000.00	0.00			849,840.56	1,794,106.16	1,950,238.11	0.00	4,594,186.82	232,532.70	1,457,184.91	1,625,281.28	0.00	3,314,998.89	1,005,813.18	325,800.83	953,487.00
Utility Expenses	5020398000	5,600,000.00	0.00			849,840.56	1,794,106.16	1,950,238.11	0.00	4,594,186.82	232,532.70	1,457,184.91	1,625,281.28	0.00	3,314,998.89	1,005,813.18	325,800.83	953,487.00
Electricity Expenses	5020400000	13,750,000.00	0.00			2,437,281.76	4,418,076.43	4,888,687.70	0.00	11,752,055.89	2,437,281.76	4,418,076.43	4,888,687.70	0.00	11,752,055.89	1,987,944.11	0.00	0.00
Electricity Expenses	5020402000	13,750,000.00	0.00			2,437,281.76	4,418,076.43	4,888,687.70	0.00	11,752,055.89	2,437,281.76	4,418,076.43	4,888,687.70	0.00	11,752,055.89	1,987,944.11	0.00	0.00
Communication Expenses	5020500000	1,870,000.00	0.00			481,980.90	808,128.26	609,423.66	0.00	1,489,535.71	364,572.09	409,168.26	510,805.56	0.00	1,374,446.90	373,493.29	117,408.81	4,480.00
Postage and Courier Services	5020501000	30,000.00	0.00			120.00	900.00	1,084.00	0.00	2,084.00	120.00	900.00	1,084.00	0.00	2,084.00	27,916.00	0.00	0.00
Telephone Expenses	5020502000	870,000.00	0.00			146,802.80	189,589.28	189,391.56	0.00	507,583.71	146,554.09	189,589.28	189,391.56	0.00	505,534.90	162,416.28	2,048.81	0.00
Mobile	5020502001	280,000.00	0.00			61,000.00	57,000.00	75,000.00	0.00	193,000.00	61,000.00	57,000.00	75,000.00	0.00	193,000.00	57,000.00	0.00	0.00
Internet Subscription Expenses	5020502002	420,000.00	0.00			87,802.80	112,589.28	114,391.56	0.00	314,583.71	85,554.09	112,589.28	114,391.56	0.00	312,534.90	105,418.28	2,048.81	0.00
Internet Subscription Expenses	5020503000	1,120,000.00	0.00			330,758.00	332,840.00	314,720.00	0.00	978,118.00	215,398.00	323,680.00	318,200.00	0.00	868,278.00	141,882.00	115,360.00	4,480.00
Cable, Satellite, Telegraph and Radio Expenses	5020504000	60,000.00	0.00			2,600.00	5,000.00	1,250.00	0.00	8,750.00	2,600.00	5,000.00	1,250.00	0.00	8,750.00	41,250.00	0.00	0.00
Professional Services	5020604000	50,000.00	0.00			6,250.00	5,000.00	1,250.00	0.00	12,500.00	6,250.00	5,000.00	1,250.00	0.00	11,250.00	88,750.00	0.00	0.00
Legal Services	5021101000	80,000.00	0.00			6,250.00	0.00	5,000.00	0.00	11,250.00	6,250.00	0.00	5,000.00	0.00	11,250.00	68,750.00	0.00	0.00
Auditing Services	5021102000	15,000.00	0.00			3,889.00	1,348.50	940.00	0.00	6,155.50	3,889.00	1,348.50	940.00	0.00	6,155.50	8,844.50	0.00	0.00
Other Professional Services	5021199000	3,850,000.00	0.00			1,329,106.61	1,442,185.53	1,053,828.84	0.00	3,823,221.98	1,069,328.41	1,705,683.73	1,053,828.84	0.00	3,824,621.98	24,778.02	300.00	0.00
General Services	5021199000	3,850,000.00	0.00			1,329,106.61	1,442,185.53	1,053,828.84	0.00	3,823,221.98	1,069,328.41	1,705,683.73	1,053,828.84	0.00	3,824,621.98	24,778.02	300.00	0.00
Security Services	5021200000	5,897,000.00	0.00			1,372,284.08	1,734,386.23	2,082,381.87	0.00	5,989,046.18	1,069,014.86	2,020,649.45	2,880,381.87	0.00	5,987,046.18	7,693.82	0.00	2,000.00
Security Services	5021203000	127,000.00	0.00			0.00	0.00	125,780.98	0.00	125,780.98	0.00	0.00	125,780.98	0.00	125,780.98	1,289.04	0.00	0.00
Other General Services	5021298000	5,870,000.00	0.00			1,372,284.08	1,734,386.23	2,756,590.91	0.00	5,863,265.22	1,068,014.86	2,020,649.45	2,754,590.91	0.00	5,861,265.22	6,744.78	0.00	2,000.00
Other General Services	5021298000	5,870,000.00	0.00			1,372,284.08	1,734,386.23	2,756,590.91	0.00	5,863,265.22	1,068,014.86	2,020,649.45	2,754,590.91	0.00	5,861,265.22	6,744.78	0.00	2,000.00
Repairs and Maintenance	5021300000	6,835,000.00	0.00			489,150.89	1,576,358.80	2,007,391.00	0.00	4,062,900.49	78,397.32	313,084.00	159,889.00	0.00	551,050.32	2,782,089.51	41,100.00	3,480,750.17
Repairs and Maintenance - Buildings and Other Structures	5021304000	1,515,000.00	0.00			0.00	124,578.00	135,472.00	0.00	260,050.00	0.00	0.00	20,000.00	0.00	20,000.00	1,254,850.00	41,100.00	198,950.00
Hospitals and Health Centers	5021304003	1,515,000.00	0.00			0.00	124,578.00	135,472.00	0.00	260,050.00	0.00	0.00	20,000.00	0.00	20,000.00	1,254,850.00	41,100.00	198,950.00

This report was generated using the Unified Reporting System on 06/10/2020 17:38 version: FARR3.1.1 - Status: SUBMITTED

This report was generated using the Unified Reporting System on 08/10/2020 17:38 version FAR2a.1.1. Status : SUBMITTED

Department : Department of Health (DOH)
Agency/Entity : Office of the Secretary
Operating Unit : Mariano Marcos Memorial Hospital and Medical Center
Organization Code : 13 001 1400017
Fund Cluster : 05 Internally Generated Funds

(e.g. UACS Fund Cluster: 06-Internally Generated Funds and 06-Business Related Funds)


Particulars	UACS CODE	Approved Budgeted Revenue	Adjustments (Reductions/ Modifications/ Augmentation)	Adjusted Budgeted Revenue	1st Quarter Ending March 31	2nd Quarter Ending June 30	3rd Quarter Ending Sept. 30	4th Quarter Ending Dec. 31	Total	1st Quarter Ending March 31	2nd Quarter Ending June 30	3rd Quarter Ending Sept. 30	4th Quarter Ending Dec. 31	TOTAL	Unutilized Budget	Balances	
																Due and Demandable	Unpaid Obligations (10-12+13+14)
SUMMARY																	
A. AGENCY SPECIFIC BUDGET																	
Repairs and Maintenance - Machinery and Equipment	5021305000	4,575,000.00	0.00	4,575,000.00	468,470.88	1,439,640.60	1,543,225.00	0.00	3,451,336.48	77,217.32	301,144.00	134,815.00	0.00	513,676.32	1,123,463.51	0.00	2,937,880.17
Office Equipment	5021305002	825,000.00	0.00	825,000.00	14,717.32	682,164.00	0.00	0.00	696,881.32	14,717.32	0.00	0.00	0.00	14,717.32	128,098.68	0.00	682,164.00
Medical Equipment	5022306011	3,700,000.00	0.00	3,700,000.00	453,753.57	757,656.60	1,520,425.00	0.00	2,740,835.17	63,000.00	301,144.00	134,815.00	0.00	488,959.00	889,164.83	0.00	2,241,876.17
Other Machinery and Equipment	5021305009	50,000.00	0.00	50,000.00	0.00	0.00	13,800.00	0.00	13,800.00	0.00	0.00	0.00	0.00	0.00	36,200.00	0.00	13,800.00
Repairs and Maintenance - Transportation Equipment	5022300000	745,000.00	0.00	745,000.00	680.00	11,940.00	328,694.00	0.00	341,314.00	680.00	11,940.00	4,754.00	0.00	17,374.00	403,666.00	0.00	323,940.00
Motor Vehicles	5021300001	745,000.00	0.00	745,000.00	680.00	11,940.00	328,694.00	0.00	341,314.00	680.00	11,940.00	4,754.00	0.00	17,374.00	403,666.00	0.00	323,940.00
Taxes, Insurance Premiums and Other Fees	5021600000	305,000.00	0.00	305,000.00	105,386.21	34,948.19	71,179.46	0.00	211,525.86	105,386.21	34,948.19	71,179.46	0.00	211,525.86	93,474.14	0.00	323,940.00
Taxes, Duties and Licenses	5021601000	10,000.00	0.00	10,000.00	630.00	0.00	0.00	0.00	630.00	630.00	0.00	0.00	0.00	630.00	9,370.00	0.00	0.00
Fidelity Bond Premiums	5021602000	250,000.00	0.00	250,000.00	99,300.00	27,375.00	43,125.00	0.00	169,800.00	99,300.00	27,375.00	43,125.00	0.00	169,800.00	80,200.00	0.00	0.00
Fidelity Bond Premiums	5021602000	250,000.00	0.00	250,000.00	99,300.00	27,375.00	43,125.00	0.00	169,800.00	99,300.00	27,375.00	43,125.00	0.00	169,800.00	80,200.00	0.00	0.00
Insurance Expenses	5021603000	45,000.00	0.00	45,000.00	5,468.21	7,573.19	28,054.46	0.00	41,095.86	5,468.21	7,573.19	28,054.46	0.00	41,095.86	3,904.14	0.00	0.00
Insurance Expenses	5021603000	45,000.00	0.00	45,000.00	5,468.21	7,573.19	28,054.46	0.00	41,095.86	5,468.21	7,573.19	28,054.46	0.00	41,095.86	3,904.14	0.00	0.00
Other Maintenance and Operating Expenses	5022900000	19,245,000.00	0.00	19,245,000.00	15,711,836.86	489,826.11	1,064,156.58	0.00	17,275,819.57	322,596.88	2,414,485.11	3,580,213.29	0.00	8,297,265.36	1,972,181.33	8,776.00	10,985,747.29
Printing and Publication Expenses	5022902000	55,000.00	0.00	55,000.00	27,225.00	0.00	27,010.00	0.00	54,835.00	27,225.00	0.00	2,110.00	0.00	29,335.00	165.00	0.00	29,500.00
Printing and Publication Expenses	5022902000	55,000.00	0.00	55,000.00	27,225.00	0.00	27,010.00	0.00	54,835.00	27,225.00	0.00	2,110.00	0.00	29,335.00	165.00	0.00	29,500.00
Representation Expenses	5022903000	186,000.00	0.00	186,000.00	3,649.50	45,223.75	136,803.91	0.00	185,377.16	3,649.50	45,223.75	97,727.91	0.00	146,601.16	622.84	2,176.00	36,600.00
Representation Expenses	5022903000	186,000.00	0.00	186,000.00	3,649.50	45,223.75	136,803.91	0.00	185,377.16	3,649.50	45,223.75	97,727.91	0.00	146,601.16	622.84	2,176.00	36,600.00
Transportation and Delivery Expenses	5022904000	1,000.00	0.00	1,000.00	331.80	0.00	0.00	0.00	331.80	331.80	0.00	0.00	0.00	331.80	688.20	0.00	0.00
Transportation and Delivery Expenses	5022904000	1,000.00	0.00	1,000.00	331.80	0.00	0.00	0.00	331.80	331.80	0.00	0.00	0.00	331.80	688.20	0.00	0.00
Membership Dues and Contributions to Organizations	5022909000	5,000.00	0.00	5,000.00	0.00	0.00	4,480.00	0.00	4,480.00	0.00	0.00	4,480.00	0.00	4,480.00	520.00	0.00	0.00
Membership Dues and Contributions to Organizations	5022909000	5,000.00	0.00	5,000.00	0.00	0.00	4,480.00	0.00	4,480.00	0.00	0.00	4,480.00	0.00	4,480.00	520.00	0.00	0.00
Subscription Expenses	5022907000	1,000.00	0.00	1,000.00	154.00	0.00	0.00	0.00	154.00	154.00	0.00	0.00	0.00	154.00	846.00	0.00	0.00
Subscription Expenses	5022907000	1,000.00	0.00	1,000.00	154.00	0.00	0.00	0.00	154.00	154.00	0.00	0.00	0.00	154.00	846.00	0.00	0.00
Other Subscription Expenses	5022909000	16,000,000.00	0.00	16,000,000.00	15,680,476.88	454,601.36	895,892.97	0.00	17,030,940.71	201,296.68	2,380,261.36	3,465,865.38	0.00	8,116,393.42	1,989,359.28	6,000.00	10,807,647.29
Other Subscription Expenses	5022909000	16,000,000.00	0.00	16,000,000.00	15,680,476.88	454,601.36	895,892.97	0.00	17,030,940.71	201,296.68	2,380,261.36	3,465,865.38	0.00	8,116,393.42	1,989,359.28	6,000.00	10,807,647.29
Other Maintenance and Operating Expenses	5022909000	19,000,000.00	0.00	19,000,000.00	15,680,476.88	454,601.36	895,892.97	0.00	17,030,940.71	201,296.68	2,380,261.36	3,465,865.38	0.00	8,116,393.42	1,989,359.28	6,000.00	10,807,647.29
Other Maintenance and Operating Expenses	5022909000	19,000,000.00	0.00	19,000,000.00	15,680,476.88	454,601.36	895,892.97	0.00	17,030,940.71	201,296.68	2,380,261.36	3,465,865.38	0.00	8,116,393.42	1,989,359.28	6,000.00	10,807,647.29
Capital Outlays	5022909009	188,882,832.62	0.00	188,882,832.62	778,880.50	10,642,554.02	18,882,501.18	0.00	30,511,946.70	84,178.00	1,510,857.00	1,324,764.39	0.00	2,929,799.39	159,470,886.92	7,449.69	27,574,696.62
Capital Outlays	5022909009	188,882,832.62	0.00	188,882,832.62	778,880.50	10,642,554.02	18,882,501.18	0.00	30,511,946.70	84,178.00	1,510,857.00	1,324,764.39	0.00	2,929,799.39	159,470,886.92	7,449.69	27,574,696.62
Property, Plant and Equipment Outlay	5022909000	188,882,832.62	0.00	188,882,832.62	778,880.50	10,642,554.02	18,882,501.18	0.00	30,511,946.70	84,178.00	1,510,857.00	1,324,764.39	0.00	2,929,799.39	159,470,886.92	7,449.69	27,574,696.62
Property, Plant and Equipment Outlay	5022909000	188,882,832.62	0.00	188,882,832.62	778,880.50	10,642,554.02	18,882,501.18	0.00	30,511,946.70	84,178.00	1,510,857.00	1,324,764.39	0.00	2,929,799.39	159,470,886.92	7,449.69	27,574,696.62
Buildings and Other Structures	5022909000	110,577,735.37	0.00	110,577,735.37	0.00	253,914.02	888,157.67	0.00	1,140,051.69	0.00	0.00	79,794.26	0.00	79,794.26	109,437,663.68	7,449.69	1,052,807.74
Buildings and Other Structures	5022909000	110,577,735.37	0.00	110,577,735.37	0.00	253,914.02	888,157.67	0.00	1,140,051.69	0.00	0.00	79,794.26	0.00	79,794.26	109,437,663.68	7,449.69	1,052,807.74
Hospitals and Health Centers	5022909000	110,577,735.37	0.00	110,577,735.37	0.00	253,914.02	888,157.67	0.00	1,140,051.69	0.00	0.00	79,794.26	0.00	79,794.26	109,437,663.68	7,449.69	1,052,807.74

This report was generated using the Unified Reporting System on 06/10/2020 17:38 version: FAR2a.1.1 : Status : SUBMITTED

Department : Department of Health (DOH)
Agency/Entity : Office of the Secretary
Operating Unit : Mariano Marcos Memorial Hospital and Medical Center
Organization Code : 13 001 1400017
Fund Cluster : 05 Internally Generated Funds

(e.g. UACS Fund Cluster: 05-Internally Generated Funds and 06-Business Related Funds)

Particulars	UACS CODE	Approved Budget			Utilizations					Disbursements					Balances		
		Approved Budgeted Revenue	Adjustments (Reductions/ Modifications/ Augmentation)	Adjusted Budgeted Revenue	1st Quarter Ending March 31	2nd Quarter Ending June 30	3rd Quarter Ending Sept. 30	4th Quarter Ending Dec. 31	Total	1st Quarter Ending March 31	2nd Quarter Ending June 30	3rd Quarter Ending Sept. 30	4th Quarter Ending Dec. 31	TOTAL	Unutilized Budget	Unpaid Obligations (1+5)-(7+18)	Due and Demandable
1	2	3	4	5=(3+(-4))	6	7	8	9	10=(6+7+8+9)	11	12	13	14	15=(11+12+13+14)	16=(5-10)	17	18
SUMMARY																	
A. AGENCY SPECIFIC BUDGET																	
Machinery and Equipment Outlay	5090405000	75,905,197.25	0.00	75,905,197.25	776,880.50	10,888,640.00	17,985,383.51	0.00	29,350,884.01	94,178.00	1,510,857.00	1,223,970.13	0.00	2,829,005.13	48,554,303.24	0.00	28,521,288.88
Office Equipment	5090405002	2,500,000.00	0.00	2,500,000.00	828,880.00	108,900.00	107,710.20	0.00	843,480.20	0.00	0.00	78,700.20	0.00	79,700.20	1,666,538.80	0.00	763,780.00
Information and Communication Technology Equipment	5090405003	12,500,000.00	0.00	12,500,000.00	150,040.50	(19,810.00)	11,842,228.75	0.00	11,972,460.25	94,178.00	(23,148.00)	57,488.37	0.00	128,518.37	527,559.75	0.00	11,893,841.88
Medical Equipment	5090405011	59,405,197.25	0.00	59,405,197.25	0.00	10,483,120.80	5,997,823.56	0.00	16,481,043.56	0.00	1,534,005.00	1,070,551.58	0.00	2,604,556.58	42,824,153.89	0.00	13,876,887.00
Other Machinery and Equipment	5090405999	1,500,000.00	0.00	1,500,000.00	0.00	18,430.00	37,800.00	0.00	53,930.00	0.00	0.00	16,430.00	0.00	16,430.00	2,000,000.00	0.00	37,500.00
Transportation Equipment Outlay	5090406000	2,000,000.00	0.00	2,000,000.00	0.00	0.00	0.00	0.00	0.00	0.00	0.00	0.00	0.00	0.00	2,000,000.00	0.00	0.00
Motor Vehicles	5090406001	2,000,000.00	0.00	2,000,000.00	0.00	0.00	0.00	0.00	0.00	0.00	0.00	0.00	0.00	0.00	2,000,000.00	0.00	0.00
Furniture, Fixtures and Books Outlay	5090407000	500,000.00	0.00	500,000.00	0.00	0.00	21,000.00	0.00	21,000.00	0.00	0.00	21,000.00	0.00	21,000.00	479,000.00	0.00	0.00
Furniture and Fixtures	5090407001	500,000.00	0.00	500,000.00	0.00	0.00	21,000.00	0.00	21,000.00	0.00	0.00	21,000.00	0.00	21,000.00	479,000.00	0.00	0.00
GRAND TOTAL		334,342,446.74	0.00	334,342,446.74	28,949,080.34	30,083,198.75	41,107,070.29	0.00	101,139,368.38	10,101,588.00	18,708,235.84	22,813,159.74	0.00	51,623,931.68	233,203,081.36	1,357,354.35	48,158,032.35

Certified Correct: 
RONALDYN R. TACUD, CPA, CFMP, MBA
SUPERVISING ADMINISTRATIVE OFFICER
Date: October 6, 2020

Certified Correct:
Recommending Approval: 
CELSO B. LIGSAY, CPA, MBA
FINANCIAL AND MANAGEMENT OFFICER II
Date: October 6, 2020

Approved By: 
MARIA LOURDES K. OTAYZA, MD, MPH, DESO V, FPOGS
MEDICAL CENTER CHIEF II
Date: October 6, 2020