

STATEMENT OF APPROPRIATIONS, ALLOTMENTS, OBLIGATIONS, DISBURSEMENTS AND BALANCES
As at the Quarter Ending September 30, 2020

Department : Department of Health (DOH)
Agency/Entity : Office of the Secretary
Operating Unit : Mariano Marcos Memorial Hospital and Medical Center
Organization Code : 13 001 1400017
Fund Cluster : 01 Regular Agency Fund

(e.g. UNCSs Fund Cluster: 01-Regular Agency Fund, 02-Foreign Assisted Projects Fund, 03-Special Account-Locally Funded/Domestic Grants Fund, and 04-Special Account-Foreign Assisted/Foreign Grants Fund)

eG - UNCS Fund Classes - Programmatic										Current Year Obligations										Current Year Disbursements										Balances			
Particulars		UNCS CODE	Authorized Appropriations	Adjusted Appropriations	Adjustments (Transfer, Revisions, Modifications)	5=3+4	6	7	8	9	Adjusted Total	10=(6)+(7)+(8)+(9)	11	12	13	14	15=(11)+(12)+(13)+(14)	16	17	18	19	20=(16)+(17)+(18)+(19)	21	22	23	24							
Agency Specific Budget		151,087,300.00	580,301,000.00	151,087,300.00	731,388,300.00	580,301,000.00	45,602,000.00	0.00	105,465,300.00	731,388,300.00	146,048,343.23	250,646,427.86	169,314,550.11	169,314,550.11	0.00	596,210,300.92	101,947,266.26	162,468,011.65	124,361,222.64	0.00	408,796,620.95	0.00	173,117,869.30	13,244,113.31	134,169,507.06								
General Administration and Support		10000000000000	0.00	46,602,000.00	46,602,000.00	0.00	45,602,000.00	0.00	0.00	0.00	0.00	35,162,938.15	35,162,938.15	0.00	45,601,998.62	0.00	10,403,539.10	34,011,558.43	0.00	44,415,122.53	0.00	1,186,876.09	0.00	0.00									
Administration of Personnel Benefits		10000000000000	0.00	46,602,000.00	46,602,000.00	0.00	45,602,000.00	0.00	0.00	0.00	0.00	35,162,938.15	35,162,938.15	0.00	45,601,998.62	0.00	10,403,539.10	34,011,558.43	0.00	44,415,122.53	0.00	1,186,876.09	0.00	0.00									
PS		0.00	0.00	46,602,000.00	46,602,000.00	0.00	45,602,000.00	0.00	0.00	0.00	0.00	35,162,938.15	35,162,938.15	0.00	45,601,998.62	0.00	10,403,539.10	34,011,558.43	0.00	44,415,122.53	0.00	1,186,876.09	0.00	0.00									
Sub-Total: General Administration and Support		0.00	0.00	46,602,000.00	46,602,000.00	0.00	45,602,000.00	0.00	0.00	0.00	0.00	35,162,938.15	35,162,938.15	0.00	45,601,998.62	0.00	10,403,539.10	34,011,558.43	0.00	44,415,122.53	0.00	1,186,876.09	0.00	0.00									
MOCE		0.00	0.00	0.00	0.00	0.00	0.00	0.00	0.00	0.00	0.00	0.00	0.00	0.00	0.00	0.00	0.00	0.00	0.00	0.00	0.00	0.00	0.00	0.00									
Fixed (if Applicable)		0.00	0.00	0.00	0.00	0.00	0.00	0.00	0.00	0.00	0.00	0.00	0.00	0.00	0.00	0.00	0.00	0.00	0.00	0.00	0.00	0.00	0.00	0.00									
CO		0.00	0.00	0.00	0.00	0.00	0.00	0.00	0.00	0.00	0.00	0.00	0.00	0.00	0.00	0.00	0.00	0.00	0.00	0.00	0.00	0.00	0.00	0.00									
Operations		30000000000000	580,301,000.00	105,465,300.00	685,766,300.00	580,301,000.00	0.00	0.00	165,465,300.00	685,766,300.00	146,048,343.23	240,431,767.11	125,121,597.96	0.00	510,608,302.30	101,947,266.26	172,084,472.95	66,585,471	0.00	364,341,469.02	0.00	173,117,867.70	12,057,289.22	134,169,507.06									
CO - Access to preventive and preventive health care		0.00	0.00	71,555,300.00	71,555,300.00	0.00	0.00	0.00	0.00	0.00	0.00	14,711,319.99	26,628.99	0.00	63,546,638.47	0.00	0.00	66,585,471	0.00	66,585,471	0.00	43,673.01	0.00	0.00									
HEALTH POLICY AND STANDARDS DEVELOPMENT		0.00	0.00	70,300.00	70,300.00	0.00	0.00	0.00	70,300.00	70,300.00	0.00	0.00	26,628.99	0.00	26,628.99	0.00	0.00	26,628.99	0.00	26,628.99	0.00	43,673.01	0.00	0.00									
Health Sector Research Development		0.00	0.00	70,300.00	70,300.00	0.00	0.00	0.00	70,300.00	70,300.00	0.00	0.00	26,628.99	0.00	26,628.99	0.00	0.00	26,628.99	0.00	26,628.99	0.00	43,673.01	0.00	0.00									
MOCE		0.00	0.00	70,300.00	70,300.00	0.00	0.00	0.00	70,300.00	70,300.00	0.00	0.00	26,628.99	0.00	26,628.99	0.00	0.00	26,628.99	0.00	26,628.99	0.00	43,673.01	0.00	0.00									
HEALTH SYSTEMS STRENGTHENING PROGRAM		0.00	0.00	70,465,000.00	70,465,000.00	0.00	0.00	0.00	70,465,000.00	70,465,000.00	0.00	0.00	14,692,833.00	0.00	62,676,729.00	0.00	0.00	0.00	0.00	0.00	0.00	0.00	0.00	0.00									
SERVICE DELIVERY SUB PROGRAM		0.00	0.00	70,465,000.00	70,465,000.00	0.00	0.00	0.00	70,465,000.00	70,465,000.00	0.00	0.00	14,692,833.00	0.00	62,676,729.00	0.00	0.00	0.00	0.00	0.00	0.00	0.00	0.00	0.00									
Health Family Policy and Plan Development		0.00	0.00	405,000.00	405,000.00	0.00	0.00	0.00	405,000.00	405,000.00	0.00	0.00	0.00	0.00	0.00	0.00	0.00	0.00	0.00	0.00	0.00	0.00	0.00	0.00									
MOCE		0.00	0.00	405,000.00	405,000.00	0.00	0.00	0.00	405,000.00	405,000.00	0.00	0.00	0.00	0.00	0.00	0.00	0.00	0.00	0.00	0.00	0.00	0.00	0.00	0.00									
Health Facilities Enhancement Program		0.00	0.00	70,000,000.00	70,000,000.00	0.00	0.00	0.00	70,000,000.00	70,000,000.00	0.00	0.00	14,692,833.00	0.00	62,676,729.00	0.00	0.00	0.00	0.00	0.00	0.00	0.00	0.00	0.00									
CO		0.00	0.00	70,000,000.00	70,000,000.00	0.00	0.00	0.00	70,000,000.00	70,000,000.00	0.00	0.00	14,692,833.00	0.00	62,676,729.00	0.00	0.00	0.00	0.00	0.00	0.00	0.00	0.00	0.00									
HEALTH EMERGENCY MANAGEMENT PROGRAM		0.00	0.00	1,060,000.00	1,060,000.00	0.00	0.00	0.00	1,060,000.00	1,060,000.00	0.00	0.00	1,059,562.46	0.00	1,051,482.46	0.00	0.00	41,597.46	0.00	41,597.46	0.00	6,517.52	0.00	1,008,520.00									
Quick Response Fund		0.00	0.00	1,060,000.00	1,060,000.00	0.00	0.00	0.00	1,060,000.00	1,060,000.00	0.00	0.00	1,059,562.46	0.00	1,051,482.46	0.00	0.00	41,597.46	0.00	41,597.46	0.00	6,517.52	0.00	1,008,520.00									
CO		0.00	0.00	1,060,000.00	1,060,000.00	0.00	0.00	0.00	1,060,000.00	1,060,000.00	0.00	0.00	1,059,562.46	0.00	1,051,482.46	0.00	0.00	41,597.46	0.00	41,597.46	0.00	6,517.52	0.00	1,008,520.00									
CO - Access to curative and rehabilitative health care		0.00	0.00	580,301,000.00	580,301,000.00	0.00	0.00	0.00	1,600,000.00	582,101,000.00	141,710,365.08	180,491,406.39	102,925,538.11	0.00	435,127,329.48	98,606,428.11	171,441,808.26	87,652,391.81	0.00	387,702,898.18	0.00	8,947,473.24	0.00	70,483,298.06									
HEALTH FACILITIES OPERATION PROGRAM		0.00	0.00	1,800,000.00	1,800,000.00	0.00	0.00	0.00	1,800,000.00	1,800,000.00	0.00	0.00	102,925,538.11	0.00	435,127,329.48	98,606,428.11	171,441,808.26	87,652,391.81	0.00	387,702,898.18	0.00	8,947,473.24	0.00	70,483,298.06									
CLIMATE HEALTH CARE SUB PROGRAM		0.00	0.00	1,800,000.00	1,800,000.00	0.00	0.00	0.00	1,800,000.00	1,800,000.00	0.00	0.00	102,925,538.11	0.00	435,127,329.48	98,606,428.11	171,441,808.26	87,652,391.81	0.00	387,702,898.18	0.00	8,947,473.24	0.00	70,483,298.06									
Operation of DOH Hospitals in Metro Manila (gals)		0.00	0.00	1,800,000.00	1,800,000.00	0.00	0.00	0.00	1,800,000.00	1,800,000.00	0.00	0.00	0.00	0.00	0.00	0.00	0.00	0.00	0.00	0.00	0.00	0.00	0.00	0.00									
MOCE		0.00	0.00	1,800,000.00	1,800,000.00	0.00	0.00	0.00	1,800,000.00	1,800,000.00	0.00	0.00	0.00	0.00	0.00	0.00	0.00	0.00	0.00	0.00	0.00	0.00	0.00	0.00									
Operations of DOH Regional Hospitals and Other Health Facilities		0.00	0.00	580,301,000.00	580,301,000.00	0.00	0.00	0.00	0.00	0.00	0.00	68,514,724.47	121,880,080.21	65,701,839.26	0.00	273,466,025.96	68,584,206.02	121,568,076.98	63,060,356.70	0.00	270,542,739.11	0.00	46,418,754.48	3,984,428.65	70,476,987.79								
PS		0.00	0.00	372,251,000.00	372,251,000.00	0.00	0.00	0.00	0.00	0.00	0.00	68,514,724.47	121,880,080.21	65,701,839.26	0.00	273,466,025.96	68,584,206.02	121,568,076.98	63,060,356.70	0.00	270,542,739.11	0.00	46,418,754.48	3,984,428.65	70,476,987.79								
MOCE		0.00	0.00	208,050,000.00	208,050,000.00	0.00	0.00	0.00	208,050,000.00	208,050,000.00	0.00	0.00	55,796,250.61	0.00	68,611,316.06	37,223,688.83	7,444,677.86	0.00	11,726,134.35	0.00	6,510,310.37	0.00	5,115,823.86	0.00									
CO - Access to social health protection assured		0.00	0.00	32,150,000.00	32,150,000.00	0.00	0.00	0.00	32,150,000.00	32,150,000.00	0.00	0.00	0.00	0.00	0.00	0.00	0.00	0.00	0.00	0.00	0.00	0.00	0.00	0.00									
SOCIAL HEALTH PROTECTION PROGRAM		0.00	0.00	32,150,000.00	32,150,000.00	0.00	0.00	0.00	32,150,000.00	32,150,000.00	0.00	0.00	0.00	0.00	0.00	0.00	0.00	0.00	0.00	0.00	0.00	0.00	0.00	0.00									
Assistance to indigent Patients after Confined or Out-Patient in Government Hospital/Special Hospital/GU Hospital/University General Hospital/Veterans Affairs Hospital		0.00	0.00	32,150,000.00	32,150,000.00	0.00	0.00	0.00	32,150,000.00	32,150,000.00	0.00	0.00	0.00	0.00	0.00	0.00	0.00	0.00															

Department : Department of Health (DOH)
Agency/Entity : Office of the Secretary
Operating Unit : Mariano Marcos Memorial Hospital and Medical Center
Organization Code : 13 001 1400017
Fund Cluster : 01 Regular Agency Fund

(e.g. UACS Fund Cluster: 01-Regular Agency Fund, 02-Foreign Assisted Projects Fund, 03-Special Account-locally FundedDomestic Grants Fund, and 04-Special Account-Foreign Assisted/Foreign Grants Fund)

Current Year Obligations													Current Year Disbursements				Balances						
Particulars	UACS CODE	Appropriations		Allocations		Current Year Obligations		Current Year Disbursements		Balances		Unpaid Obligations											
		Adjusted Appropriations	Adjusted Appropriations	Allocments Received	Adjustments (Reductions, Modifications, Appropriations)	Transfer To	Transfer From	Adjusted Total Allocations	1st Quarter Ending March 31	2nd Quarter Ending June 30	3rd Quarter Ending Sept. 30	4th Quarter Ending Dec. 31	TOTAL	Unreleased Appro	Unobligated (15-20)+(23-24)								
1	2	3	4	5=(3+4)	6	7	8	9	10=(6+7)+8+9)	11	12	13	14	15=(11+12+13+14)	16	17	18	19	20=(16+17+18+19)	21	22	23	24
III Special Purpose Fund		0.00	102,404,921.65	102,404,921.65	0.00	25,152,057.00	0.00	77,252,864.65	102,404,921.65	763,623.10	43,864,246.75	22,008,205.61	0.00	66,417,074.46	763,623.10	41,960,697.25	11,270,167.50	0.00	54,014,397.85	0.00	35,657,847.19	1,636,626.61	11,004,050.00
Miscellaneous Personnel Benefits Fund		0.00	12,119,000.00	12,119,000.00	0.00	12,119,000.00	0.00	0.00	12,119,000.00	0.00	10,540,810.50	6,462.00	0.00	10,540,820.50	0.00	10,649,810.50	91,000.00	0.00	10,540,810.50	0.00	1,569,697.50	0.00	8,492.00
PS		0.00	12,119,000.00	12,119,000.00	0.00	12,119,000.00	0.00	0.00	12,119,000.00	0.00	10,540,810.50	6,462.00	0.00	10,540,820.50	0.00	10,649,810.50	91,000.00	0.00	10,540,810.50	0.00	1,569,697.50	0.00	8,492.00
PS		0.00	13,033,657.00	13,033,657.00	0.00	13,033,657.00	0.00	0.00	13,033,657.00	763,623.10	10,753,782.77	1,515,644.72	0.00	13,033,050.59	763,623.10	10,649,810.50	1,515,644.72	0.00	13,033,050.59	0.00	6.41	0.00	0.00
PS		0.00	13,033,657.00	13,033,657.00	0.00	13,033,657.00	0.00	0.00	13,033,657.00	763,623.10	10,753,782.77	1,515,644.72	0.00	13,033,050.59	763,623.10	10,649,810.50	1,515,644.72	0.00	13,033,050.59	0.00	6.41	0.00	0.00
PS		0.00	13,033,657.00	13,033,657.00	0.00	13,033,657.00	0.00	0.00	13,033,657.00	763,623.10	10,753,782.77	1,515,644.72	0.00	13,033,050.59	763,623.10	10,649,810.50	1,515,644.72	0.00	13,033,050.59	0.00	6.41	0.00	0.00
PS		0.00	13,033,657.00	13,033,657.00	0.00	13,033,657.00	0.00	0.00	13,033,657.00	763,623.10	10,753,782.77	1,515,644.72	0.00	13,033,050.59	763,623.10	10,649,810.50	1,515,644.72	0.00	13,033,050.59	0.00	6.41	0.00	0.00
PS		0.00	13,033,657.00	13,033,657.00	0.00	13,033,657.00	0.00	0.00	13,033,657.00	763,623.10	10,753,782.77	1,515,644.72	0.00	13,033,050.59	763,623.10	10,649,810.50	1,515,644.72	0.00	13,033,050.59	0.00	6.41	0.00	0.00
PS		0.00	13,033,657.00	13,033,657.00	0.00	13,033,657.00	0.00	0.00	13,033,657.00	763,623.10	10,753,782.77	1,515,644.72	0.00	13,033,050.59	763,623.10	10,649,810.50	1,515,644.72	0.00	13,033,050.59	0.00	6.41	0.00	0.00
PS		0.00	13,033,657.00	13,033,657.00	0.00	13,033,657.00	0.00	0.00	13,033,657.00	763,623.10	10,753,782.77	1,515,644.72	0.00	13,033,050.59	763,623.10	10,649,810.50	1,515,644.72	0.00	13,033,050.59	0.00	6.41	0.00	0.00
PS		0.00	13,033,657.00	13,033,657.00	0.00	13,033,657.00	0.00	0.00	13,033,657.00	763,623.10	10,753,782.77	1,515,644.72	0.00	13,033,050.59	763,623.10	10,649,810.50	1,515,644.72	0.00	13,033,050.59	0.00	6.41	0.00	0.00
PS		0.00	13,033,657.00	13,033,657.00	0.00	13,033,657.00	0.00	0.00	13,033,657.00	763,623.10	10,753,782.77	1,515,644.72	0.00	13,033,050.59	763,623.10	10,649,810.50	1,515,644.72	0.00	13,033,050.59	0.00	6.41	0.00	0.00
PS		0.00	13,033,657.00	13,033,657.00	0.00	13,033,657.00	0.00	0.00	13,033,657.00	763,623.10	10,753,782.77	1,515,644.72	0.00	13,033,050.59	763,623.10	10,649,810.50	1,515,644.72	0.00	13,033,050.59	0.00	6.41	0.00	0.00
PS		0.00	13,033,657.00	13,033,657.00	0.00	13,033,657.00	0.00	0.00	13,033,657.00	763,623.10	10,753,782.77	1,515,644.72	0.00	13,033,050.59	763,623.10	10,649,810.50	1,515,644.72	0.00	13,033,050.59	0.00	6.41	0.00	0.00
PS		0.00	13,033,657.00	13,033,657.00	0.00	13,033,657.00	0.00	0.00	13,033,657.00	763,623.10	10,753,782.77	1,515,644.72	0.00	13,033,050.59	763,623.10	10,649,810.50	1,515,644.72	0.00	13,033,050.59	0.00	6.41	0.00	0.00
PS		0.00	13,033,657.00	13,033,657.00	0.00	13,033,657.00	0.00	0.00	13,033,657.00	763,623.10	10,753,782.77	1,515,644.72	0.00	13,033,050.59	763,623.10	10,649,810.50	1,515,644.72	0.00	13,033,050.59	0.00	6.41	0.00	0.00
PS		0.00	13,033,657.00	13,033,657.00	0.00	13,033,657.00	0.00	0.00	13,033,657.00	763,623.10	10,753,782.77	1,515,644.72	0.00	13,033,050.59	763,623.10	10,649,810.50	1,515,644.72	0.00	13,033,050.59	0.00	6.41	0.00	0.00
PS		0.00	13,033,657.00	13,033,657.00	0.00	13,033,657.00	0.00	0.00	13,033,657.00	763,623.10	10,753,782.77	1,515,644.72	0.00	13,033,050.59	763,623.10	10,649,810.50	1,515,644.72	0.00	13,033,050.59	0.00	6.41	0.00	0.00
PS		0.00	13,033,657.00	13,033,657.00	0.00	13,033,657.00	0.00	0.00	13,033,657.00	763,623.10	10,753,782.77	1,515,644.72	0.00	13,033,050.59	763,623.10	10,649,810.50	1,515,644.72	0.00	13,033,050.59	0.00	6.41	0.00	0.00
PS		0.00	13,033,657.00	13,033,657.00	0.00	13,033,657.00	0.00	0.00	13,033,657.00	763,623.10	10,753,782.77	1,515,644.72	0.00	13,033,050.59	763,623.10	10,649,810.50	1,515,644.72	0.00	13,033,050.59	0.00	6.41	0.00	0.00
PS		0.00	13,033,657.00	13,033,657.00	0.00	13,033,657.00	0.00	0.00	13,033,657.00	763,623.10	10,753,782.77	1,515,644.72	0.00	13,033,050.59	763,623.10	10,649,810.50	1,515,644.72	0.00	13,033,050.59	0.00	6.41	0.00	0.00
PS		0.00	13,033,657.00	13,033,657.00	0.00	13,033,657.00	0.00	0.00	13,033,657.00	763,623.10	10,753,782.77	1,515,644.72	0.00	13,033,050.59	763,623.10	10,649,810.50	1,515,644.72	0.00	13,033,050.59	0.00	6.41	0.00	0.00
PS		0.00	13,033,657.00	13,033,657.00	0.00	13,033,657.00	0.00	0.00	13,033,657.00	763,623.10	10,753,782.77	1,515,644.72	0.00	13,033,050.59	763,623.10	10,649,810.50	1,515,644.72	0.00	13,033,050.59	0.00	6.41	0.00	0.00
PS		0.00	13,033,657.00	13,033,657.00	0.00	13,033,657.00	0.00	0.00	13,033,657.00	763,623.10	10,753,782.77	1,515,644.72	0.00	13,033,050.59	763,623.10	10,649,810.50	1,515,644.72	0.00	13,033,050.59	0.00	6.41	0.00	0.00
PS		0.00	13,033,657.00	13,033,657.00	0.00	13,033,657.00	0.00	0.00	13,033,657.00	763,623.10	10,753,782.77	1,515,644.72	0.00	13,033,050.59	763,623.10	10,649,810.50	1,515,644.72	0.00	13,033,050.59	0.00	6.41	0.00	0.00
PS		0.00	13,033,657.00	13,033,657.00	0.00	13,033,657.00	0.00	0.00	13,033,657.00	763,623.10	10,753,782.77	1,515,644.72	0.00	13,033,050.59	763,623.10	10,649,810.50	1,515,644.72	0.00	13,033,050.59	0.00	6.41	0.00	0.00
PS		0.00	13,033,657.00	13,033,657.00	0.00	13,033,657.00	0.00	0.00	13,033,657.00	763,623.10	10,753,782.77	1,515,644.72	0.00	13,033,050.59	763,623.10	10,649,810.50	1,515,644.72	0.00	13,033,050.59	0.00	6.41	0.00	0.00
PS		0.00	13,033,657.00	13,033,657.00	0.00	13,033,657.00	0.00	0.00	13,033,657.00	763,623.10	10,753,782.77	1,515,644.72	0.00	13,033,050.59	763,623.10	10,649,810.50	1,515,644.72	0.00	13,033,050.59	0.00	6.41	0.00	0.00
PS		0.00	13,033,657.00	13,033,657.00	0.00	13,033,657.00	0.00	0.00	13,033,657.00	763,623.10	10,753,782.77	1,515,644.72	0.00	13,033,050.59	763,623.10	10,649,810.50	1,515,644.72	0.00	13,033,050.59	0.00	6.41	0.00	0.00
PS		0.00	13,033,657.00	13,033,657.00	0.00	13,033,657.00	0.00	0.00	13,033,657.00	763,623.10	10,753,782.77	1,515,644.72	0.00	13,033,050.59	763,623.10	10,649,810.50	1,515,644.72	0.00	13,033,050.59	0.00	6.41	0.00	0.00
PS		0.00	13,033,657.00	13,033,657.00	0.00	13,033,657.00	0.00	0.00	13,033,657.00	763,623.10	10,753,782.77	1,515,644.72	0.00	13,033,050.59	763,623.10	10,649,810.50	1,515,644.72	0.00	13,033,050.59	0.00	6.41	0.00	0.00
PS		0.00	13,033,657.00	13,033,657.00	0.00	13,033,657.00	0.00	0.00	13,033,657.00	763,623.10	10,753,782.77	1,515,644.72	0.00	13,033,050.59	763,623.10	10,649,810.50	1,515,644.72	0.00	13,033,050.59	0.00	6.41	0.00	0.00
PS		0.00	13,033,657.00	13,033,657.00	0.00	13,033,657.00	0.00	0.00	13,033,657.00	763,623.10	10,753,782.77	1,515,644.72	0.00	13,033,050.59	763,623.10	10,649,810.50	1,515,644.72	0.00	13,033,050.59	0.00	6.41	0.00	0.00
PS		0.00	13,033,657.00	13,033,657.00	0.00	13,033,657.00	0.00	0.00	13,033,657.00	763,623.10	10,753,782.77	1,515,644.72	0.00	13,033,050.59	763,623.10	10,649,810.50	1,515,644.72</						

STATEMENT OF APPROPRIATIONS, ALLOTMENTS, OBLIGATIONS, DISBURSEMENTS AND BALANCES
As at the Quarter Ending September 30, 2020

Department: Department of Health (DOH)
Agency: Office of the Secretary
Operating Unit: Mariano Marcos Memorial Hospital and Medical Center

	Current Year
	Supplemental
X	Continuing Appropriation

[illegible]

Department: Department of Health (DOH)
Agency: Office of the Secretary
Operating Unit: Mariano Marcos Memorial Hospital and Medical Center
Organization Code: 13 001 1400017
Fund Cluster: 01 Regular Agency Fund

(e.g. UACS Fund Cluster: 01-Regular Agency Fund, 02-Foreign Assisted Projects Fund, 03-Special Account-Locally Funded/Domestic Grants Fund, and 04-Special Account-Foreign Assisted/Foreign Grants Fund)

Particulars	UACS CODE	Appropriations					Allotments					Current Year Obligations					Current Year Disbursements					Balances			
		Authorized To/From, Appropriations	Adjustments (Transfer From, Realignment)	Adjusted Appropriations	Alignments Received	Adjustments (Withdrawal, Realignment)	Transfer To	Transfer From	Adjusted Total Allotments	1st Quarter Ending March 31	2nd Quarter Ending June 30	3rd Quarter Ending Sept. 30	4th Quarter Ending Dec. 31	TOTAL	1st Quarter Ending March 31	2nd Quarter Ending June 30	3rd Quarter Ending Sept. 30	4th Quarter Ending Dec. 31	TOTAL	Unreleased Approve	Unobligated Allotments	Unpaid Obligations (15-50)-(23+24)			
																						Due and Demandable	Forfeited		
1	2	3	4	5=(3+4)	6	7	8	9	10=(6+(-7)+8+9)	11	12	13	14	15=(11+12+13+14)	16	17	18	19	20=(16+17+18+19)	21=(5-10)	22=(10-15)	23	24		
GRAND TOTAL		5,992,723.11	3,301,688.00	9,294,421.11	5,992,723.11	0.00	0.00	3,301,688.00	9,294,421.11	6,164,000.89	2,000,000.00	438,119.24	0.00	8,602,171.13	6,162,260.89	2,001,800.00	99,268.03	0.00	8,663,328.92	0.00	672,248.98	279,652.21	58,990.00		
PS		5,652,286.49	0.00	5,652,286.49	5,652,286.49	0.00	0.00	0.00	5,652,286.49	5,652,260.89	0.00	0.00	0.00	5,652,260.89	5,652,260.89	0.00	0.00	0.00	5,652,260.89	0.00	5.60	0.00	0.00		
MOOE		280,466.62	3,301,688.00	3,582,154.62	280,466.62	0.00	0.00	3,301,688.00	3,582,154.62	531,800.00	2,000,000.00	379,120.24	0.00	2,910,920.24	500,000.00	2,001,800.00	99,268.03	0.00	2,631,068.03	0.00	671,234.38	279,652.21	0.00		
Funds: (if Applicable)		0.00	0.00	0.00	0.00	0.00	0.00	0.00	0.00	0.00	0.00	0.00	0.00	0.00	0.00	0.00	0.00	0.00	0.00	0.00	0.00	0.00	0.00		
CO		60,000.00	0.00	60,000.00	60,000.00	0.00	0.00	0.00	60,000.00	0.00	0.00	58,990.00	0.00	58,990.00	0.00	0.00	0.00	0.00	0.00	0.00	1,010.00	0.00	58,990.00		

Certified Correct:

RONALYN R. TAGSUDIN, CPA, CFMP, MBA

Supervising Administrative Officer

Date: October 13, 2020

Recommending Approval:

CEL SO B. LIGSAY, CPA, MBA

Financial and Management Officer II

Date: October 13, 2020

Approved By:

MARIA LOURDES K. OTAYZA, MD, MHA, CESP, V.FPOSS

Medical Center Chief II

Date: October 13, 2020

	Current Year
	Supplemental
X	Continuing Appropriations

SUMMARY OF APPROPRIATIONS, ALLOTMENTS, OBLIGATIONS, DISBURSEMENTS AND BALANCES BY OBJECT OF EXPENDITURES
As at the Quarter Ending September 30, 2020

Department: Department of Health (DOH)
Agency/Entity: Office of the Secretary
Operating Unit: Mariano Marcos Memorial Hospital and Medical Center
Organization Code: 13 001 1400017
Fund Cluster: 01 Regular Agency Fund

(e.g. UACS Fund Cluster: 01-Regular Agency Fund, 02-Foreign Assisted Projects Fund, 03-Special Account-Locally Funded/Domestic Grants Fund, and 04-Special Account-Foreign Assisted/Foreign Grants Fund)

Particulars	UACS CODE	Appropriations					Allotments				Obligations				Disbursements				Balances				
		Authorized Appropriations	Transfer From/Modifications/ Augmentations	Adjusted Appropriations	Allotments Received	Adjustments (Modifications/ Augmentations)	Transfer To	Transfer From	Adjusted Allotments	1st Quarter Ending March 31	2nd Quarter Ending June 30	3rd Quarter Ending Sept. 30	4th Quarter Ending Dec. 31	TOTAL	1st Quarter Ending March 31	2nd Quarter Ending June 30	3rd Quarter Ending Sept. 30	4th Quarter Ending Dec. 31	TOTAL	Unreleased Appropriations	Unobligated Allotments	Unpaid Obligations (1400013-14)	
																						Due and Payable	Not Yet Due and Payable
1	2	3	4	5=3+4	6	7	8	9	10=(9+17) -3+9	11	12	13	14	15=(11+12+13+14)	16	17	18	19	20=(16+17)+18+19	21=(5-10)	22=(16-15)	23	24
SUMMARY		5,992,733.11	3,307,688.00	9,294,421.11	5,992,733.11	0.00	0.00	3,307,688.00	9,294,421.11	6,154,097.88	2,000,000.00	438,110.24	0.00	6,152,208.88	2,031,800.00	99,286.03	0.00	0.00	8,283,328.92	0.00	677,249.86	279,852.21	58,990.00
1. CONTINUING APPROPRIATIONS		5,992,733.11	3,307,688.00	9,294,421.11	5,992,733.11	0.00	0.00	3,307,688.00	9,294,421.11	6,154,097.88	2,000,000.00	438,110.24	0.00	6,152,208.88	2,031,800.00	99,286.03	0.00	0.00	8,283,328.92	0.00	677,249.86	279,852.21	58,990.00
Agency Specific Budget		3,462,788.51	3,307,688.00	3,462,788.51	3,462,788.51	0.00	0.00	3,307,688.00	3,462,476.51	531,119.28	2,000,000.00	438,110.24	0.00	2,870,229.52	500,319.28	2,031,800.00	0.00	0.00	2,631,167.31	0.00	672,246.86	279,852.21	58,990.00
Preserved Services		321.89	0.00	321.89	321.89	0.00	0.00	0.00	321.89	319.28	0.00	0.00	0.00	319.28	319.28	0.00	0.00	0.00	319.28	0.00	0.00	0.00	0.00
Salaries and Wages		501010000	0.00	319.28	319.28	0.00	0.00	0.00	319.28	319.28	0.00	0.00	0.00	319.28	319.28	0.00	0.00	0.00	319.28	0.00	0.00	0.00	0.00
Salaries and Wages - Regular		501010100	0.00	319.28	319.28	0.00	0.00	0.00	319.28	319.28	0.00	0.00	0.00	319.28	319.28	0.00	0.00	0.00	319.28	0.00	0.00	0.00	0.00
Basic Salary - Civilian		501010101	0.00	319.28	319.28	0.00	0.00	0.00	319.28	319.28	0.00	0.00	0.00	319.28	319.28	0.00	0.00	0.00	319.28	0.00	0.00	0.00	0.00
Other Compensation		501020000	0.00	0.00	0.00	0.00	0.00	0.00	0.00	0.00	0.00	0.00	0.00	0.00	0.00	0.00	0.00	0.00	0.00	0.00	0.00	0.00	0.00
Other Benefits and Allowances		501030000	0.00	2.61	2.61	0.00	0.00	0.00	2.61	0.00	0.00	0.00	0.00	2.61	0.00	0.00	0.00	0.00	2.61	0.00	0.00	0.00	0.00
Collective Negotiation Agreement Incentive - Maintenance and Other Operating Expenses		501030011	0.00	2.61	2.61	0.00	0.00	0.00	2.61	0.00	0.00	0.00	0.00	2.61	0.00	0.00	0.00	0.00	2.61	0.00	0.00	0.00	0.00
Professional Services		502110000	280,466.52	3,307,688.00	3,588,154.52	0.00	0.00	3,307,688.00	3,382,154.62	531,800.00	2,000,000.00	379,120.24	0.00	2,510,928.24	500,000.00	2,031,800.00	99,286.03	0.00	2,533,068.33	0.00	671,234.36	279,852.21	0.00
Contractual Services		502110003	0.00	40,168.00	40,168.00	0.00	0.00	40,168.00	40,168.00	0.00	0.00	0.00	0.00	40,168.00	0.00	0.00	0.00	0.00	40,168.00	0.00	0.00	0.00	0.00
Financial Administration		502110004	280,116.81	2,900,000.00	3,180,116.81	0.00	0.00	2,900,000.00	2,881,116.81	531,800.00	2,000,000.00	379,120.24	0.00	2,837,800.00	500,000.00	2,031,800.00	99,286.03	0.00	2,857,176.79	0.00	670,852.21	279,852.21	0.00
Salary to NTA		502110005	280,039.00	2,900,000.00	3,180,116.81	0.00	0.00	2,900,000.00	2,881,116.81	531,800.00	2,000,000.00	379,120.24	0.00	2,837,800.00	500,000.00	2,031,800.00	99,286.03	0.00	2,857,176.79	0.00	670,852.21	279,852.21	0.00
Salary to Operating Units		502110006	78.81	0.00	78.81	0.00	0.00	0.00	78.81	0.00	0.00	0.00	0.00	78.81	0.00	0.00	0.00	0.00	78.81	0.00	0.00	0.00	0.00
Other Maintenance and Operating Expenses		502200000	3,468.81	0.00	3,468.81	0.00	0.00	0.00	3,468.81	0.00	0.00	0.00	0.00	3,468.81	0.00	0.00	0.00	0.00	3,468.81	0.00	0.00	0.00	0.00
Telephone Expenses		502200001	3,468.81	0.00	3,468.81	0.00	0.00	0.00	3,468.81	0.00	0.00	0.00	0.00	3,468.81	0.00	0.00	0.00	0.00	3,468.81	0.00	0.00	0.00	0.00
Other Subscriptor Expenses		502200002	0.00	0.00	0.00	0.00	0.00	0.00	0.00	0.00	0.00	0.00	0.00	0.00	0.00	0.00	0.00	0.00	0.00	0.00	0.00	0.00	0.00
Capital Outlay		502200003	60,000.00	60,000.00	60,000.00	0.00	0.00	0.00	60,000.00	0.00	0.00	0.00	0.00	60,000.00	0.00	0.00	0.00	0.00	60,000.00	0.00	0.00	0.00	0.00
Property, Plant and Equipment Outlay		502200004	60,000.00	60,000.00	60,000.00	0.00	0.00	0.00	60,000.00	0.00	0.00	0.00	0.00	60,000.00	0.00	0.00	0.00	0.00	60,000.00	0.00	0.00	0.00	0.00
Transportation Equipment Outlay		502200005	60,000.00	60,000.00	60,000.00	0.00	0.00	0.00	60,000.00	0.00	0.00	0.00	0.00	60,000.00	0.00	0.00	0.00	0.00	60,000.00	0.00	0.00	0.00	0.00
Motor Vehicles		502200006	60,000.00	60,000.00	60,000.00	0.00	0.00	0.00	60,000.00	0.00	0.00	0.00	0.00	60,000.00	0.00	0.00	0.00	0.00	60,000.00	0.00	0.00	0.00	0.00
Special Purpose Fund		502200007	0.00	0.00	0.00	0.00	0.00	0.00	0.00	0.00	0.00	0.00	0.00	0.00	0.00	0.00	0.00	0.00	0.00	0.00	0.00	0.00	0.00
Personal Services		503100000	5,651,344.62	5,651,344.62	5,651,344.62	0.00	0.00	0.00	5,651,344.62	5,651,344.61	0.00	0.00	0.00	5,651,344.61	5,651,344.61	0.00	0.00	0.00	5,651,344.61	0.00	0.00	0.00	0.00
Salaries and Wages		503100003	5,651,344.62	5,651,344.62	5,651,344.62	0.00	0.00	0.00	5,651,344.62	5,651,344.61	0.00	0.00	0.00	5,651,344.61	5,651,344.61	0.00	0.00	0.00	5,651,344.61	0.00	0.00	0.00	0.00
Salaries and Wages - Regular		503100004	5,651,344.62	5,651,344.62	5,651,344.62	0.00	0.00	0.00	5,651,344.62	5,651,344.61	0.00	0.00	0.00	5,651,344.61	5,651,344.61	0.00	0.00	0.00	5,651,344.61	0.00	0.00	0.00	0.00
Basic Salary - Civilian		503100005	5,651,344.62	5,651,344.62	5,651,344.62	0.00	0.00	0.00	5,651,344.62	5,651,344.61	0.00	0.00	0.00	5,651,344.61	5,651,344.61	0.00	0.00	0.00	5,651,344.61	0.00	0.00	0.00	0.00
Other Compensation		503100006	0.00	0.00	0.00	0.00	0.00	0.00	0.00	0.00	0.00	0.00	0.00	0.00	0.00	0.00	0.00	0.00	0.00	0.00	0.00	0.00	0.00
Representation Allowance (RA)		503100007	5,082,167.46	5,082,167.46	5,082,167.46	0.00	0.00	0.00	5,082,167.46	5,082,167.46	0.00	0.00	0.00	5,082,167.46	5,082,167.46	0.00	0.00	0.00	5,082,167.46	0.00	0.00	0.00	0.00
Transportation Allowance (TA)		503100008	32,500.00	32,500.00	32,500.00	0.00	0.00	0.00	32,500.00	32,500.00	0.00	0.00	0.00	32,500.00	32,500.00	0.00	0.00	0.00	32,500.00	0.00	0.00	0.00	0.00
Representation Allowance (RA)		503100009	23,500.00	23,500.00	23,500.00	0.00	0.00	0.00	23,500.00	23,500.00	0.00	0.00	0.00	23,500.00	23,500.00	0.00	0.00	0.00	23,500.00	0.00	0.00	0.00	0.00
Transportation Allowance (TA)		503100010	23,500.00	23,500.00	23,500.00	0.00	0.00	0.00	23,500.00	23,500.00	0.00	0.00	0.00	23,500.00	23,500.00	0.00	0.00	0.00	23,500.00	0.00	0.00	0.00	0.00
Subsistence Allowance (SA)		503100011	923,525.00	923,525.00	923,525.00	0.00	0.00	0.00	923,525.00	923,525.00	0.00	0.00	0.00	923,525.00	923,525.00	0.00	0.00	0.00	923,525.00	0.00	0.00	0.00	0.00
Subsistence Allowance (SA)		503100012	923,525.00	923,525.00	923,525.00	0.00	0.00	0.00	923,525.00	923,525.00	0.00	0.00	0.00	923,525.00	923,525.00	0.00	0.00	0.00	923,525.00	0.00	0.00	0.00	0.00
Subsistence Allowance - Mayors Cars for		503100013	923,525.00	923,525.00	923,525.00	0.00	0.00	0.00	923,525.00	923,525.00	0.00	0.00	0.00	923,525.00	923,525.00	0.00	0.00	0.00	923,525.00	0.00	0.00	0.00	0.00
Subsistence Allowance (LA)		503100014	92,171.46	92,171.46	92,171.46	0.00	0.00	0.00	92,171.46	92,171.46	0.00	0.00	0.00	92,171.46	92,171.46	0.00	0.00	0.00	92,171.46	0.00	0.00	0.00	0.00
Subsistence Allowance - Mayors Cars for		503100015	92,171.46	92,171.46	92,171.46	0.00	0.00	0.00	92,171.46	92,171.46	0.00	0.00	0.00	92,171.46	92,171.46	0.00	0.00	0.00	92,171.46	0.00	0.00	0.00	0.00
Medical Pay (MS)		503100016	0.00	4,010,471.00	4,010,471.00	0.00	0.00	0.00	4,010,471.00	4,010,471.00	0.00	0.00	0.00	4,010,471.00	4,010,471.00	0.00	0.00	0.00	4,010,471.00	0.00	0.00	0.00	0.00
MS - Mayors Cars Benefits for Public Health		503100017	4,010,471.00	4,010,471.00	4,010,471.00	0.00	0.00	0.00	4,010,471.00	4,010,471.00	0.00	0.											

SUMMARY OF APPROPRIATIONS, ALLOTMENTS, OBLIGATIONS, DISBURSEMENTS AND BALANCES BY OBJECT OF EXPENDITURES

As at the Quarter Ending September 30, 2020

Department : Department of Health (DOH)
Agency : Office of the Secretary
Operating Unit : Mariano Marcos Memorial Hospital and Medical Center
Organization Code : 13 001 1400017
Fund Cluster : 01 Regular Agency Fund

(e.g. UACS Fund Cluster: 01-Regular Agency Fund, 02-Foreign Assisted Projects Fund, 03-Special Account-locally Funded/Domestic Grants Fund, and 04-Special Account-Foreign Assisted/Foreign Grants Fund)

Particulars	UACS CODE	Appropriations				Allotments				Obligations				Disbursements				Balances						
		Authorized Appropriations	Adjustments (Transfer Modifications/ Adjustments)	Adjusted Appropriations	Allotments Received	Adjustments (Reductions/ Adjustments)	Transfer To	Transfer From	Adjusted Allotments	1st Quarter Ending March 31	2nd Quarter Ending June 30	3rd Quarter Ending Sept. 30	4th Quarter Ending Dec. 31	TOTAL	1st Quarter Ending March 31	2nd Quarter Ending June 30	3rd Quarter Ending Sept. 30	4th Quarter Ending Dec. 31	TOTAL	Unreleased Appropriations	Unobligated Allotments			
																					(15-20)-(23+24)	Due and Demandable	Not Yet Due and Demandable	
1	2	3	4	5-(3+4)	6	7	8	9	10= (9+17) ±-9	11	12	13	14	15= (11+12+13+14)	16	17	18	19	20= (16+17+18+19)	21= (5-10)	22= (10-15)	23	24	
SUMMARY		614,910,000.00	228,298,802.65	842,608,802.65	614,618,500.00	46,292,138.00	0.00	182,738,164.65	842,609,802.65	154,295,893.00	294,981,443.07	182,404,456.58	0.00	631,651,882.65	110,686,782.85	225,002,038.10	135,631,380.14	0.00	471,590,210.53	0.00	210,656,810.00	14,884,578.78	146,267,104.24	
A. AGENCY SPECIFIC BUDGET		580,301,000.00	151,061,730.00	731,368,300.00	580,301,000.00	46,602,000.00	0.00	105,465,300.00	731,368,300.00	145,040,342.23	280,846,427.58	180,314,530.11	0.00	555,210,330.92	101,947,386.26	182,488,011.65	124,351,222.64	0.00	468,796,620.55	0.00	408,796,620.55	13,244,173.31	134,185,507.06	
Personal Services		372,251,000.00	46,602,000.00	417,853,000.00	372,251,000.00	46,602,000.00	0.00	0.00	417,853,000.00	104,134,147	132,289,150.68	106,684,777.43	0.00	316,098,025.93	65,884,306.02	131,971,615.48	97,101,180.13	0.00	314,887,161.64	0.00	98,754,847.42	4,133,520.67	6,270.27	
Salaries and Wages		283,407,000.00	(11,785,333.07)	271,621,666.93	283,407,000.00	(11,785,333.07)	0.00	0.00	271,621,666.93	69,917,251.98	64,999,234.82	79,098,931.67	0.00	214,015,418.46	69,917,251.98	64,999,234.82	77,292,657.13	0.00	57,606,248.45	0.00	57,606,248.45	1,806,074.54	0.00	
Salaries and Wages - Regular		283,407,000.00	(11,785,333.07)	271,621,666.93	283,407,000.00	(11,785,333.07)	0.00	0.00	271,621,666.93	69,917,251.98	64,999,234.82	79,098,931.67	0.00	214,015,418.46	69,917,251.98	64,999,234.82	77,292,657.13	0.00	57,606,248.45	0.00	57,606,248.45	1,806,074.54	0.00	
Basic Salary - Civilian		283,407,000.00	(11,785,333.07)	271,621,666.93	283,407,000.00	(11,785,333.07)	0.00	0.00	271,621,666.93	69,917,251.98	64,999,234.82	79,098,931.67	0.00	214,015,418.46	69,917,251.98	64,999,234.82	77,292,657.13	0.00	57,606,248.45	0.00	57,606,248.45	1,806,074.54	0.00	
Other Compensation		591,010,000	83,439,000.00	674,449,000.00	591,010,000	83,439,000.00	0.00	0.00	674,449,000.00	14,620,000.82	58,345,505.54	17,242,865.90	0.00	90,200,477.16	14,620,000.82	58,345,505.54	4,007,818.18	0.00	60,300,662.75	0.00	39,465,909.13	173,080.95	0.00	
Personal Economic Relief Allowance (PERPA)		591,020,000	1,349,456.46	17,973,456.46	16,224,000.00	1,349,456.46	0.00	0.00	17,973,456.46	3,948,636.36	4,097,818.18	4,180,181.77	0.00	12,227,636.33	3,948,636.36	4,097,818.18	4,007,990.92	0.00	12,054,545.48	0.00	5,345,599.13	173,080.95	0.00	
PERPA - Civilian		591,020,000	1,349,456.46	17,973,456.46	16,224,000.00	1,349,456.46	0.00	0.00	17,973,456.46	3,948,636.36	4,097,818.18	4,180,181.77	0.00	12,227,636.33	3,948,636.36	4,097,818.18	4,007,990.92	0.00	12,054,545.48	0.00	5,345,599.13	173,080.95	0.00	
Representative Allowance (RA)		330,000.00	0.00	330,000.00	330,000.00	0.00	0.00	0.00	330,000.00	65,000.00	97,500.00	97,500.00	0.00	260,000.00	65,000.00	97,500.00	97,500.00	0.00	260,000.00	0.00	70,000.00	0.00	0.00	
Transportation Allowance (TA)		330,000.00	0.00	330,000.00	330,000.00	0.00	0.00	0.00	330,000.00	106,500.00	106,500.00	97,500.00	0.00	251,000.00	106,500.00	106,500.00	97,500.00	0.00	251,000.00	0.00	79,000.00	0.00	0.00	
Transportation Allowance (TA) - Civilian		330,000.00	0.00	330,000.00	330,000.00	0.00	0.00	0.00	330,000.00	47,000.00	106,500.00	97,500.00	0.00	251,000.00	47,000.00	106,500.00	97,500.00	0.00	251,000.00	0.00	24,000.00	0.00	0.00	
Childing Uniform Allowance - Civilian		4,116,000.00	0.00	4,116,000.00	4,116,000.00	0.00	0.00	0.00	4,116,000.00	0.00	3,897,000.00	135,000.00	0.00	4,092,000.00	0.00	3,897,000.00	135,000.00	0.00	4,092,000.00	0.00	24,000.00	0.00	0.00	
Childing Uniform Allowance - Civilian		4,116,000.00	0.00	4,116,000.00	4,116,000.00	0.00	0.00	0.00	4,116,000.00	0.00	3,897,000.00	135,000.00	0.00	4,092,000.00	0.00	3,897,000.00	135,000.00	0.00	4,092,000.00	0.00	24,000.00	0.00	0.00	
Sustenance Allowance (SA)		7,852,025.00	0.00	7,852,025.00	0.00	7,852,025.00	0.00	0.00	7,852,025.00	1,858,300.00	3,897,150.00	3,023,575.00	0.00	4,098,000.00	1,858,300.00	3,897,150.00	2,893,425.00	0.00	7,771,875.00	0.00	0.00	130,150.00	0.00	
Sustenance Allowance (SA) - Mayors/City for Public Health		7,852,025.00	0.00	7,852,025.00	0.00	7,852,025.00	0.00	0.00	7,852,025.00	1,858,300.00	3,897,150.00	3,023,575.00	0.00	4,098,000.00	1,858,300.00	3,897,150.00	2,893,425.00	0.00	7,771,875.00	0.00	0.00	130,150.00	0.00	
Sustenance Allowance (SA) - Civilian		7,852,025.00	0.00	7,852,025.00	0.00	7,852,025.00	0.00	0.00	7,852,025.00	1,858,300.00	3,897,150.00	3,023,575.00	0.00	4,098,000.00	1,858,300.00	3,897,150.00	2,893,425.00	0.00	7,771,875.00	0.00	0.00	130,150.00	0.00	
Medical Allowance (MA)		783,438.74	0.00	783,438.74	0.00	783,438.74	0.00	0.00	783,438.74	185,174.68	297,054.20	301,209.96	0.00	783,438.74	185,174.68	297,054.20	288,227.94	0.00	779,666.82	0.00	0.00	12,881.92	0.00	
Medical Allowance (MA) - Civilian		783,438.74	0.00	783,438.74	0.00	783,438.74	0.00	0.00	783,438.74	185,174.68	297,054.20	301,209.96	0.00	783,438.74	185,174.68	297,054.20	288,227.94	0.00	779,666.82	0.00	0.00	12,881.92	0.00	
Medical Allowance (MA) - Civilian		783,438.74	0.00	783,438.74	0.00	783,438.74	0.00	0.00	783,438.74	185,174.68	297,054.20	301,209.96	0.00	783,438.74	185,174.68	297,054.20	288,227.94	0.00	779,666.82	0.00	0.00	12,881.92	0.00	
Medical Allowance (MA) - Civilian		783,438.74	0.00	783,438.74	0.00	783,438.74	0.00	0.00	783,438.74	185,174.68	297,054.20	301,209.96	0.00	783,438.74	185,174.68	297,054.20	288,227.94	0.00	779,666.82	0.00	0.00	12,881.92	0.00	
Medical Allowance (MA) - Civilian		783,438.74	0.00	783,438.74	0.00	783,438.74	0.00	0.00	783,438.74	185,174.68	297,054.20	301,209.96	0.00	783,438.74	185,174.68	297,054.20	288,227.94	0.00	779,666.82	0.00	0.00	12,881.92	0.00	
Medical Allowance (MA) - Civilian		783,438.74	0.00	783,438.74	0.00	783,438.74	0.00	0.00	783,438.74	185,174.68	297,054.20	301,209.96	0.00	783,438.74	185,174.68	297,054.20	288,227.94	0.00	779,666.82	0.00	0.00	12,881.92	0.00	
Medical Allowance (MA) - Civilian		783,438.74	0.00	783,438.74	0.00	783,438.74	0.00	0.00	783,438.74	185,174.68	297,054.20	301,209.96	0.00	783,438.74	185,174.68	297,054.20	288,227.94	0.00	779,666.82	0.00	0.00	12,881.92	0.00	
Medical Allowance (MA) - Civilian		783,438.74	0.00	783,438.74	0.00	783,438.74	0.00	0.00	783,438.74	185,174.68	297,054.20	301,209.96	0.00	783,438.74	185,174.68	297,054.20	288,227.94	0.00	779,666.82	0.00	0.00	12,881.92	0.00	
Medical Allowance (MA) - Civilian		783,438.74	0.00	783,438.74	0.00	783,438.74	0.00	0.00	783,438.74	185,174.68	297,054.20	301,209.96	0.00	783,438.74	185,174.68	297,054.20	288,227.94	0.00	779,666.82	0.00	0.00	12,881.92	0.00	
Medical Allowance (MA) - Civilian		783,438.74	0.00	783,438.74	0.00	783,438.74	0.00	0.00	783,438.74	185,174.68	297,054.20	301,209.96	0.00	783,438.74	185,174.68	297,054.20	288,227.94	0.00	779,666.82	0.00	0.00	12,881.92	0.00	
Medical Allowance (MA) - Civilian		783,438.74	0.00	783,438.74	0.00	783,438.74	0.00	0.00	783,438.74	185,174.68	297,054.20	301,209.96	0.00	783,438.74	185,174.68	297,054.20	288,227.94	0.00	779,666.82	0.00	0.00	12,881.92	0.00	
Medical Allowance (MA) - Civilian		783,438.74	0.00	783,438.74	0.00	783,438.74	0.00	0.00	783,438.74	185,174.68	297,054.20	301,209.96	0.00	783,438.74	185,174.68	297,054.20	288,227.94	0.00	779,666.82	0.00	0.00	12,881.92	0.00	
Medical Allowance (MA) - Civilian		783,438.74	0.00	783,438.74	0.00	783,438.74	0.00	0.00	783,438.74	185,174.68	297,054.20	301,209.96	0.00	783,438.74	185,174.68	297,054.20	288,227.94	0.00	779,666.82	0.00	0.00	12,881.92	0.00	
Medical Allowance (MA) - Civilian		783,438.74	0.00	783,438.74	0.00	783,438.74	0.00	0.00	783,438.74	185,174.68	297,054.20	301,209.96	0.00	783,438.74	185,174.68	297,054.20	288,227.94	0.00	779,666.					

[e.g. UACS Fund Cluster: 01-Regular Agency Fund, 02-Foreign Assisted Projects Fund, 03-Special Accounts Fund, 04-Other Fund]																								
Particulars	UACS CODE	Admitted Appropriations	Appropriations		Allotments Received	Allotments		Transfer To	Transfer From	Adjusted Allotments	Obligations				Disbursements				Balances					
			(Transfer To/From, Modifications/Adjustments)	Adjusted Appropriations		Adjustments (Reductions, Modifications, Augmentations)	1st Quarter Ending March 31				2nd Quarter Ending June 30	3rd Quarter Ending Sept. 30	4th Quarter Ending Dec. 31	TOTAL	1st Quarter Ending March 31	2nd Quarter Ending June 30	3rd Quarter Ending Sept. 30	4th Quarter Ending Dec. 31	TOTAL	Unreleased Appropriations	Unobligated Allotments			
1	2	3	4	5=3+4	6	7	8	9	10=6+7+8+9	11	12	13	14	15=11+12+13+14	16	17	18	19	20=16+17+18+19	21=(5-10)	22=(10-15)	23	24	
Traveling Expenses	5020100000	253,000.00	0.00	0.00	253,000.00	0.00	0.00	0.00	0.00	253,000.00	2,140.00	500.00	72,138.00	0.00	74,778.00	2,140.00	500.00	72,138.00	0.00	178,224.00	0.00	0.00	0.00	0.00
Traveling Expenses - Local	5020101000	253,000.00	0.00	0.00	253,000.00	0.00	0.00	0.00	0.00	253,000.00	2,140.00	500.00	72,138.00	0.00	74,778.00	2,140.00	500.00	72,138.00	0.00	178,224.00	0.00	0.00	0.00	0.00
Traveling Expenses - Foreign	5020102000	0.00	0.00	0.00	0.00	0.00	0.00	0.00	0.00	0.00	0.00	0.00	0.00	0.00	0.00	0.00	0.00	0.00	0.00	0.00	0.00	0.00	0.00	
Training and Scholarship Expenses	5020200000	237,000.00	0.00	0.00	237,000.00	0.00	0.00	0.00	0.00	237,000.00	37,820.00	0.00	65,772.00	0.00	123,692.00	37,820.00	0.00	20,442.00	0.00	113,308.00	0.00	0.00	65,330.00	0.00
Training Expenses	5020201000	237,000.00	0.00	0.00	237,000.00	0.00	0.00	0.00	0.00	237,000.00	37,820.00	0.00	65,772.00	0.00	123,692.00	37,820.00	0.00	20,442.00	0.00	113,308.00	0.00	0.00	65,330.00	0.00
Training Expenses - Local	5020201000	237,000.00	0.00	0.00	237,000.00	0.00	0.00	0.00	0.00	237,000.00	37,820.00	0.00	65,772.00	0.00	123,692.00	37,820.00	0.00	20,442.00	0.00	113,308.00	0.00	0.00	65,330.00	0.00
Training Expenses - Foreign	5020202000	0.00	0.00	0.00	0.00	0.00	0.00	0.00	0.00	0.00	0.00	0.00	0.00	0.00	0.00	0.00	0.00	0.00	0.00	0.00	0.00	0.00	0.00	
Supplies and Materials Expenses	5020300000	198,418,000.00	0.00	0.00	198,418,000.00	0.00	0.00	0.00	0.00	198,418,000.00	55,029,165.36	215,298.00	36,043,972.06	0.00	123,366,335.42	55,029,165.36	215,298.00	36,043,972.06	0.00	204,442.00	0.00	0.00	68,918,527.16	0.00
Supplies and Materials Expenses - Local	5020301000	198,418,000.00	0.00	0.00	198,418,000.00	0.00	0.00	0.00	0.00	198,418,000.00	55,029,165.36	215,298.00	36,043,972.06	0.00	123,366,335.42	55,029,165.36	215,298.00	36,043,972.06	0.00	204,442.00	0.00	0.00	68,918,527.16	0.00
Supplies and Materials Expenses - Foreign	5020302000	0.00	0.00	0.00	0.00	0.00	0.00	0.00	0.00	0.00	0.00	0.00	0.00	0.00	0.00	0.00	0.00	0.00	0.00	0.00	0.00	0.00	0.00	
Food Supplies Expenses	5020305000	4,046,000.00	0.00	0.00	4,046,000.00	0.00	0.00	0.00	0.00	4,046,000.00	2,901,238.96	0.00	64,422.80	0.00	2,965,668.76	2,901,238.96	0.00	64,422.80	0.00	2,965,668.76	0.00	0.00	36,165.20	0.00
Food Supplies Expenses - Local	5020305000	4,046,000.00	0.00	0.00	4,046,000.00	0.00	0.00	0.00	0.00	4,046,000.00	2,901,238.96	0.00	64,422.80	0.00	2,965,668.76	2,901,238.96	0.00	64,422.80	0.00	2,965,668.76	0.00	0.00	36,165.20	0.00
Food Supplies Expenses - Foreign	5020306000	0.00	0.00	0.00	0.00	0.00	0.00	0.00	0.00	0.00	0.00	0.00	0.00	0.00	0.00	0.00	0.00	0.00	0.00	0.00	0.00	0.00	0.00	
Drugs and Medicines Expenses	5020307000	105,236,000.00	0.00	0.00	105,236,000.00	0.00	0.00	0.00	0.00	105,236,000.00	26,827,092.61	716,158.88	17,803,478.88	0.00	45,348,720.37	26,827,092.61	716,158.88	45,348,720.37	0.00	45,348,720.37	0.00	0.00	17,803,478.88	0.00
Medical, Dental and Laboratory Supplies Expenses	5020308000	78,884,000.00	0.00	0.00	78,884,000.00	0.00	0.00	0.00	0.00	78,884,000.00	23,847,348.86	388,216.40	1,978,570.00	0.00	26,113,935.26	23,847,348.86	388,216.40	26,113,935.26	0.00	26,113,935.26	0.00	0.00	1,978,570.00	0.00
Medical, Dental and Laboratory Supplies Expenses - Local	5020308000	78,884,000.00	0.00	0.00	78,884,000.00	0.00	0.00	0.00	0.00	78,884,000.00	23,847,348.86	388,216.40	1,978,570.00	0.00	26,113,935.26	23,847,348.86	388,216.40	26,113,935.26	0.00	26,113,935.26	0.00	0.00	1,978,570.00	0.00
Medical, Dental and Laboratory Supplies Expenses - Foreign	5020309000	0.00	0.00	0.00	0.00	0.00	0.00	0.00	0.00	0.00	0.00	0.00	0.00	0.00	0.00	0.00	0.00	0.00	0.00	0.00	0.00	0.00	0.00	
Other Supplies and Materials Expenses	5020309000	5,546,000.00	0.00	0.00	5,546,000.00	0.00	0.00	0.00	0.00	5,546,000.00	1,458,162.01	0.00	0.00	0.00	1,458,162.01	1,458,162.01	0.00	0.00	0.00	1,458,162.01	0.00	0.00	0.00	0.00
Other Supplies and Materials Expenses - Local	5020309000	5,546,000.00	0.00	0.00	5,546,000.00	0.00	0.00	0.00	0.00	5,546,000.00	1,458,162.01	0.00	0.00	0.00	1,458,162.01	1,458,162.01	0.00	0.00	0.00	1,458,162.01	0.00	0.00	0.00	0.00
Other Supplies and Materials Expenses - Foreign	5020310000	0.00	0.00	0.00	0.00	0.00	0.00	0.00	0.00	0.00	0.00	0.00	0.00	0.00	0.00	0.00	0.00	0.00	0.00	0.00	0.00	0.00	0.00	
Water Expenses	5020401000	850,000.00	0.00	0.00	850,000.00	0.00	0.00	0.00	0.00	850,000.00	215,282.42	0.00	2,152,824.42	0.00	2,367,906.84	215,282.42	0.00	2,367,906.84	0.00	2,367,906.84	0.00	0.00	5,983.63	0.00
Water Expenses - Local	5020401000	850,000.00	0.00	0.00	850,000.00	0.00	0.00	0.00	0.00	850,000.00	215,282.42	0.00	2,152,824.42	0.00	2,367,906.84	215,282.42	0.00	2,367,906.84	0.00	2,367,906.84	0.00	0.00	5,983.63	0.00
Water Expenses - Foreign	5020402000	0.00	0.00	0.00	0.00	0.00	0.00	0.00	0.00	0.00	0.00	0.00	0.00	0.00	0.00	0.00	0.00	0.00	0.00	0.00	0.00	0.00	0.00	
Electricity Expenses	5020500000	2,220,000.00	0.00	0.00	2,220,000.00	0.00	0.00	0.00	0.00	2,220,000.00	6,886.00	0.00	18,000.00	0.00	24,886.00	6,886.00	0.00	24,886.00	0.00	24,886.00	0.00	0.00	5,097.62	0.00
Electricity Expenses - Local	5020500000	2,220,000.00	0.00	0.00	2,220,000.00	0.00	0.00	0.00	0.00	2,220,000.00	6,886.00	0.00	18,000.00	0.00	24,886.00	6,886.00	0.00	24,886.00	0.00	24,886.00	0.00	0.00	5,097.62	0.00
Electricity Expenses - Foreign	5020501000	0.00	0.00	0.00	0.00	0.00	0.00	0.00	0.00	0.00	0.00	0.00	0.00	0.00	0.00	0.00	0.00	0.00	0.00	0.00	0.00	0.00	0.00	
Postage and Courier Services	5020501000	40,000.00	0.00	0.00	40,000.00	0.00	0.00	0.00	0.00	40,000.00	16,000.00	0.00	18,000.00	0.00	34,000.00	16,000.00	0.00	34,000.00	0.00	34,000.00	0.00	0.00	5,097.62	0.00
Postage and Courier Services - Local	5020501000	40,000.00	0.00	0.00	40,000.00	0.00	0.00	0.00	0.00	40,000.00	16,000.00	0.00	18,000.00	0.00	34,000.00	16,000.00	0.00	34,000.00	0.00	34,000.00	0.00	0.00	5,097.62	0.00
Postage and Courier Services - Foreign	5020502000	0.00	0.00	0.00	0.00	0.00	0.00	0.00	0.00	0.00	0.00	0.00	0.00	0.00	0.00	0.00	0.00	0.00	0.00	0.00	0.00	0.00	0.00	
Telephone Expenses	5020502001	80,000.00	0.00	0.00	80,000.00	0.00	0.00	0.00	0.00	80,000.00	16,000.00	0.00	18,000.00	0.00	34,000.00	16,000.00	0.00	34,000.00	0.00	34,000.00	0.00	0.00	5,097.62	0.00
Landline	5020502002	70,000.00	0.00	0.00	70,000.00	0.00	0.00	0.00	0.00	70,000.00	16,000.00	0.00	18,000.00	0.00	34,000.00	16,000.00	0.00	34,000.00	0.00	34,000.00	0.00	0.00	5,097.62	0.00
Landline - Local	5020502002	70,000.00	0.00	0.00	70,000.00	0.00	0.00	0.00	0.00	70,000.00	16,000.00	0.00	18,000.00	0.00	34,000.00	16,000.00	0.00	34,000.00	0.00	34,000.00	0.00	0.00	5,097.62	0.00
Landline - Foreign	5020502003	0.00	0.00	0.00	0.00	0.00	0.00	0.00	0.00	0.00	0.00	0.00	0.00	0.00	0.00	0.00	0.00	0.00	0.00					

List of Allotments and Sub-Allotments
As at the quarter ending September 30, 2020

	Current Year
	Supplemental
X	Continuing

Department: Department of Health (DOH)
Agency: Office of the Secretary
Operating Unit: Mariano Marcos Memorial Hospital and Medical Center
Organization Code: 13 001 1400017
Fund Cluster: 01 Regular Agency Fund

(e.g. UACS Fund Cluster: 01-Regular Agency Fund, 02-Foreign Assisted Projects Fund, 03-Special Account-Locally Funded/Domestic Grants Fund, and 04-

e.g. UACS Fund Cluster: 01-Regular Agency Fund, 02-Foreign Assisted Projects Fund, 03-Special Account-Local, 04-Special Account-National																									
Allotments/Sub-Allotments Reference				Funding Source				Allotments/Sub-Allotments received from CO/Ros/OUS						Sub-Allotments to Ros/OUS						Total Allotments/Net of Sub-allotments					
No.	Number	Date	Description	UACS Code	PS	MOOE	FinEx	CO	Sub-Total 10=(6+7+8+9)	PS	MOOE	FinEx	CO	TOTAL 15=	PS 16=(6+11)	MOOE 17=(7+12)	FinEx 18=(8+13)	CO 19=(9+14)	TOTAL 20=						
1	2	3	4	5	6	7	8	9		11	12	13	14												
B. Balance From GAA/SARO/Sub-Allotment/Prior																									
1	2019 GAA	2019-01-02	Specific Budgets of National Government Agencies	102101	0.00	349.81	0.00	0.00	349.81	0.00	0.00	0.00	0.00	0.00	0.00		349.81	0.00	0.00						
1	2019 GAA	2019-01-02	Specific Budgets of National Government Agencies	102101	319.28	0.00	0.00	0.00	319.28	0.00	0.00	0.00	0.00	0.00	319.28		0.00	0.00	0.00						
2	2019 GAA	2019-09-17	Specific Budgets of National Government Agencies	102101	0.00	280,038.00	0.00	0.00	280,038.00	0.00	0.00	0.00	0.00	0.00	0.00		280,038.00	0.00	0.00						
3	SAA No. 19-09-03	2019-09-17	Specific Budgets of National Government Agencies	102101	0.00	25.81	0.00	0.00	25.81	0.00	0.00	0.00	0.00	0.00	0.00		25.81	0.00	0.00						
4	SAA No. 2019-06-0409	2019-06-28	Specific Budgets of National Government Agencies	102101	0.00	53.00	0.00	0.00	53.00	0.00	0.00	0.00	0.00	0.00	0.00		53.00	0.00	0.00						
5	SAA No. 2019-07-0913	2019-07-17	Specific Budgets of National Government Agencies	102101	0.00	0.00	0.00	60,000.00	60,000.00	0.00	0.00	0.00	0.00	0.00	0.00		0.00	0.00	60,000.00						
6	SAA No. 2019-10-2182	2020-10-30	Specific Budgets of National Government Agencies	102101	0.00	0.00	0.00	0.00	0.97	0.00	0.00	0.00	0.00	0.00	0.97		0.00	0.00	0.97						
7	SARO-ROI-19-0003479	2019-05-08	Pension and Gratuity Fund	102407	0.97	0.00	0.00	0.00	0.30	0.00	0.00	0.00	0.00	0.00	0.30		0.00	0.00	0.30						
8	SARO-ROI-19-0008626	2019-07-08	Pension and Gratuity Fund	102407	0.30	0.00	0.00	0.00	0.63	0.00	0.00	0.00	0.00	0.00	0.63		0.00	0.00	0.63						
9	SARO-ROI-19-0012878	2019-09-20	Pension and Gratuity Fund	102407	0.63	0.00	0.00	0.00	0.38	0.00	0.00	0.00	0.00	0.00	0.38		0.00	0.00	0.38						
10	SARO-ROI-19-0015468	2019-10-15	Pension and Gratuity Fund	102407	0.38	0.00	0.00	0.00	4,707.42	0.00	0.00	0.00	0.00	0.00	4,707.42		0.00	0.00	4,707.42						
11	SARO-ROI-19-0017331	2019-10-30	Miscellaneous Personnel Benefits Fund	102406	4,707.42	0.00	0.00	0.00	0.71	0.00	0.00	0.00	0.00	0.00	0.71		0.00	0.00	0.71						
12	SARO-ROI-19-0018184	2019-11-07	Pension and Gratuity Fund	102407	0.71	0.00	0.00	0.00	5,647,234.19	0.00	0.00	0.00	0.00	0.00	5,647,234.19		0.00	0.00	5,647,234.19						
13	SARO-ROI-19-0019784	2019-11-18	Miscellaneous Personnel Benefits Fund	102406	5,647,234.19	0.00	0.00	0.00	2.61	0.00	0.00	0.00	0.00	0.00	2.61		0.00	0.00	2.61						
14	SARO-ROI-19-0023023	2019-12-05	Specific Budgets of National Government Agencies	102101	2.61	0.00	0.00	0.00	5,992,733.11	0.00	0.00	0.00	0.00	0.00	5,992,733.11				5,992,733.11						
Sub-Total					5,652,286.49	280,466.62	0.00	60,000.00	5,992,733.11	0.00				0.00	5,652,286.49	280,466.62	0.00	60,000.00	5,992,733.11						
D. Sub-allotments received from Central Office/Regional Office(Prior Year)																									
1	20-06-0178	2020-06-19	Specific Budgets of National Government Agencies	102101	0.00	401,688.00	0.00	0.00	401,688.00	0.00	0.00	0.00	0.00	0.00	0.00		401,688.00	0.00	0.00						
2	Sub-Allotment Advice No. 2019-08-1574	2019-08-23	Specific Budgets of National Government Agencies	102101	0.00	400,000.00	0.00	0.00	400,000.00	0.00	0.00	0.00	0.00	0.00	0.00		400,000.00	0.00	0.00						
3	Sub-Allotment Advice No. 2019-11-2587	2019-12-09	Specific Budgets of National Government Agencies	102101	0.00	2,000,000.00	0.00	0.00	2,000,000.00	0.00	0.00	0.00	0.00	0.00	0.00		2,000,000.00	0.00	0.00						
4	Sub-Allotment No. 2019-12-2587	2019-12-08	Specific Budgets of National Government Agencies	102101	0.00	500,000.00	0.00	0.00	500,000.00	0.00	0.00	0.00	0.00	0.00	0.00		500,000.00	0.00	0.00						
Sub-Total					0.00	3,301,688.00	0.00	0.00	3,301,688.00	0.00	0.00	0.00	0.00	0.00	0.00		3,301,688.00	0.00	0.00						
Total Allotments					5,652,286.49	3,582,154.62	0.00	60,000.00	9,294,421.11	0.00				0.00	5,652,286.49	3,582,154.62	0.00	60,000.00	9,294,421.11						

Certified Correct:

RONALYN R. TAGUPIN CPA, CFMP, MBA
Supervising Administrative Officer-Budget Section
Date: October 13, 2020

Recommending Approval:

CELSO B. LIGSAY, CPA, MBA
Financial and Management Officer II
Date: October 13, 2020

Approved By:

MARIA LOURDES K. OTAYZA, MD, MHA, CESO V, FPOGS
Medical Center Chief II
Date: 13-Oct-20


List of Allotments and Sub-Allotments
As at the quarter ending September 30, 2020


X	Current Year Appropriations
	Supplemental
	Continuing Appropriations


Department : Department of Health (DOH)
Agency/Entity : Office of the Secretary
Operating Unit : Mariano Marcos Memorial Hospital and Medical Center
Organization Code : 13 001 1400017
Fund Cluster : 01 Regular Agency Fund
(e.g. UACS Fund Cluster: 01-Regular Agency Fund, 02-Foreign Assisted Projects Fund, 03-Special Account-Locally Funded/Domestic Grants Fund, and 04-Special Account-Foreign Assisted/Foreign Grants Fund)

[e.g. UACS Funda Cluster: U-Regional Agency Fund, U-2019 Regional Agency Fund]										Total Allotments/Net of Sub-allotments									
Allotments/Sub-Allotments Reference			Funding Source			Allotments/Sub-Allotments received from CO/ROS/OUS				Sub-Allotments to ROS/OUS									
No.	Number	Date	Description	UACS Code	PS	MOOE	Finex	CO	Sub-Total	PS	MOOE	Finex	CO	TOTAL	PS	MOOE	Finex	CO	TOTAL
1	2	3	4	5	6	7	8	9	10=(6+7+8+9)	11	12	13	14	15=	16=(6+11)	17=(7+12)	18=(8+13)	19=(9+14)	20=
B. Sub-allotments received from Central Office/Regional Office																			
16	SARO-BMB-B-20-0007975 / 2020-07-1907	2020-04-27	Support for Infrastructure Projects and Social Programs	109422	0.00	1,045,428.00	0.00	0.00	1,045,428.00	0.00	0.00	0.00	0.00	0.00	0.00	1,045,428.00	0.00	0.00	1,045,428.00
17	COMPREHENSIVE RELEASE PER ANNEX A AND A-1 PCE MRC NO. : 2020-06-428 / SUBARO NO. 2020-06-	2020-01-17	Specific Budgets of National Government Agencies	101101	0.00	1,800,000.00	0.00	0.00	1,800,000.00	0.00	0.00	0.00	0.00	0.00	0.00	1,800,000.00	0.00	0.00	1,800,000.00
18	COMPREHENSIVE RELEASE PER ANNEX A AND A-1 PCE MRC NO. : 2020-06-428 / SUBARO NO. 2020-06-	2020-01-17	Specific Budgets of National Government Agencies	101101	0.00	6,000,000.00	0.00	0.00	6,000,000.00	0.00	0.00	0.00	0.00	0.00	0.00	6,000,000.00	0.00	0.00	6,000,000.00
19	COMPREHENSIVE RELEASE PER ANNEX A AND A-1 PCE MRC NO. : 2020-06-428 / SUBARO NO. 2020-06-	2020-01-17	Specific Budgets of National Government Agencies	101101	0.00	405,000.00	0.00	0.00	405,000.00	0.00	0.00	0.00	0.00	0.00	0.00	405,000.00	0.00	0.00	405,000.00
20	COMPREHENSIVE RELEASE PER ANNEX A AND A-1 PCE MRC NO. : 2020-06-428 / SUBARO NO. 2020-06-	2020-01-17	Specific Budgets of National Government Agencies	101101	0.00	400,000.00	0.00	0.00	400,000.00	0.00	0.00	0.00	0.00	0.00	0.00	400,000.00	0.00	0.00	400,000.00
21	SUBALLOTMENT FROM 0100000 - Central Office / SUBARO NO. : 2020-06-1428 / SUBARO NO. 2020-06-	2020-06-27	Specific Budgets of National Government Agencies	101101	0.00	70,300.00	0.00	0.00	70,300.00	0.00	0.00	0.00	0.00	0.00	0.00	70,300.00	0.00	0.00	70,300.00
22	SUBALLOTMENT FROM 0100000 - Central Office / SUBARO NO. : 2020-07-1950 / SUBARO NO. 2020-07-	2020-10-02	Specific Budgets of National Government Agencies	101101	0.00	200,000.00	0.00	0.00	200,000.00	0.00	0.00	0.00	0.00	0.00	0.00	200,000.00	0.00	0.00	200,000.00
Sub-Total					0.00	94,628,164.65	0.00	88,110,000.00	182,738,164.65	0.00	0.00	0.00	0.00	0.00	0.00	94,628,164.65	0.00	88,110,000.00	182,738,164.65
Total Allotments					451,820,638.00	302,678,164.65	0.00	88,110,000.00	842,608,802.65	0.00	0.00	0.00	0.00	0.00	451,820,638.00	302,678,164.65	0.00	88,110,000.00	842,608,802.65

This report was generated using the Unified Reporting System on 13/10/2020 16:02 version FAR1b 1.3 : Status : SUBMITTED

Certified Correct:

RONALYN R. TAGUDIN, CPA, CFMP, MBA
Supervising Administrative Officer-Budget Section II
Date: October 13, 2020

Recommending Approval:

CELSO B. LIGSA, CPA, MBA
Financial and Management Officer II
Date: October 13, 2020

Approved By:

MARIA LOURDES K. OTAYZA, MD, MPH, CESO V, FPOGS
Medical Center Chief II
Date: October 13, 2020