

**STATEMENT OF APPROPRIATIONS, ALLOTMENTS, OBLIGATIONS, DISBURSEMENTS AND BALANCES**  
**As of the Quarter Ending June 30, 2018**

**Department: Department of Health (DOH)**  
**Agency: Office of the Secretary**  
**Operating Unit: Mariano Marcos Memorial Hospital and Medical Center**  
**Organization Code (UACS): 130011400017**  
**Fund Cluster: 01 - Regular Agency Fund**

**Authorization: 01 - Current Year Appropriations**  
**Report Status: SUBMITTED**

Particulars	UACS CODE	Appropriation			Allotments					Current Year Obligations					Current Year Disbursements					Balances				
		Authorized Appropriation	Adjustments (Transfer To)/From, Realignment	Adjusted Appropriations	Allotments Received	Adjustments (Withdrawal, Realignment)	Transfer To	Transfer From	Adjusted Total Allotments	1st Quarter Ending March 31	2nd Quarter Ending June 30	3rd Quarter Ending Sept. 30	4th Quarter Ending Dec. 31	Total	1st Quarter Ending March 31	2nd Quarter Ending June 30	3rd Quarter Ending Sept. 30	4th Quarter Ending Dec. 31	Total	Unreleased Appropriations	Unobligated Allotment	Unpaid Obligations (15-20) = (23+24)		
1	2	3	4	5=(3+4)	6	7	8	9	10=(8+(-17)-8+9)	11	12	13	14	15=(11+12+13+14)	16	17	18	19	20=(16+17+18+19)	21=(5-10)	22=(10-15)	23	24	
<b>Agency Specific Budget</b>																								
<b>Specific Budgets of National Government Agencies</b>																								
General Administration and Support	1000000000000000		50,000.00	50,000.00	1,572,239.00			50,000.00	1,622,239.00	296,010.98	1,276,224.99			1,572,235.97	296,010.98	1,276,224.99			1,572,235.97	(1,572,239.00)	50,003.03			
General Management and Supervision	100000100001000		50,000.00	50,000.00				50,000.00	50,000.00												50,000.00			
MOOE			50,000.00	50,000.00				50,000.00	50,000.00													50,000.00		
Administration of Personnel Benefits	100000100002000				1,572,239.00				1,572,239.00	296,010.98	1,276,224.99			1,572,235.97	296,010.98	1,276,224.99			1,572,235.97	(1,572,239.00)	3.03			
PS					1,572,239.00				1,572,239.00	296,010.98	1,276,224.99			1,572,235.97	296,010.98	1,276,224.99			1,572,235.97	(1,572,239.00)	3.03			
Operations	3000000000000000	368,126,000.00	23,636,538.86	391,762,538.86	790,679,000.00			23,636,538.86	814,515,538.86	105,087,819.84	139,784,177.37			244,891,997.21	85,331,667.21	116,571,930.37			201,903,597.58	(422,551,000.00)	569,623,541.65	5,486,605.59	37,501,794.04	
OC: Access to promotive and preventive health care services improved	3100000000000000		2,486,538.86	2,486,538.86	422,551,000.00			2,486,538.86	425,037,538.86	12,017,000.00	20,694,081.02			32,711,081.02	2,507,426.96	5,102,837.39			7,610,264.35	(422,551,000.00)	392,326,467.84		25,100,816.67	
HEALTH SYSTEMS STRENGTHENING PROGRAM	3102000000000000		255,000.00	255,000.00	422,551,000.00			255,000.00	422,806,000.00	11,841,000.00	20,410,917.02			32,251,917.02	2,331,426.96	4,919,647.39			7,251,074.35	(422,551,000.00)	390,554,082.98		25,000,842.67	
SERVICE DELIVERY SUB-PROGRAM	3102010000000000				422,551,000.00				422,551,000.00	11,841,000.00	20,155,917.02			31,996,917.02	2,331,426.96	4,664,647.39			6,996,074.35	(422,551,000.00)	390,554,082.98		25,000,842.57	
Health Facilities Enhancement Program (HFEP)	3102011000020000				422,551,000.00				422,551,000.00	11,841,000.00	20,155,917.02			31,996,917.02	2,331,426.96	4,664,647.39			6,996,074.35	(422,551,000.00)	390,554,082.98		25,000,842.67	
CO					422,551,000.00				422,551,000.00	11,841,000.00	20,155,917.02			31,996,917.02	2,331,426.96	4,664,647.39			6,996,074.35	(422,551,000.00)	390,554,082.98		25,000,842.57	
HEALTH HUMAN RESOURCE SUB-PROGRAM	3102020000000000		255,000.00	255,000.00				255,000.00	255,000.00		255,000.00			255,000.00		255,000.00			255,000.00					
Human Resources for Health (HRH) and Institutional Capacity Management	3102021000020000		255,000.00	255,000.00				255,000.00	255,000.00		255,000.00			255,000.00		255,000.00			255,000.00					
PS																								
MOOE			255,000.00	255,000.00				255,000.00	255,000.00		255,000.00			255,000.00		255,000.00			255,000.00					
PUBLIC HEALTH PROGRAM	3103000000000000		1,731,538.86	1,731,538.86				1,731,538.86	1,731,538.86	176,000.00	283,164.00			459,164.00	176,000.00	183,190.00			359,190.00		1,272,374.86		99,974.00	
PUBLIC HEALTH MANAGEMENT SUB-PROGRAM	3103010000000000		1,731,538.86	1,731,538.86				1,731,538.86	1,731,538.86	176,000.00	283,164.00			459,164.00	176,000.00	183,190.00			359,190.00		1,272,374.86		99,974.00	
Public Health Management	3103011000010000		1,731,538.86	1,731,538.86				1,731,538.86	1,731,538.86	176,000.00	283,164.00			459,164.00	176,000.00	183,190.00			359,190.00		1,272,374.86		99,974.00	




Particulars	UACS CODE	Appropriation			Allotments					Current Year Obligations				Current Year Disbursements				Balances					
		Authorized Appropriation	Adjustments (Transfer To)/From, Reassignment	Adjusted Appropriations	Allotments Received	Adjustments (Withdrawal, Reassignment)	Transfer To	Transfer From	Adjusted Total Allotments	1st Quarter Ending March 31	2nd Quarter Ending June 30	3rd Quarter Ending Sept. 30	4th Quarter Ending Dec. 31	Total	1st Quarter Ending March 31	2nd Quarter Ending June 30	3rd Quarter Ending Sept. 30	4th Quarter Ending Dec. 31	Total	Unreleased Appropriations	Unobligated Allotment	Unpaid Obligations (15-20) = (23+24)	
1	2	3	4	5=(3+4)	6	7	8	9	10=(6-(7+8)+9)	11	12	13	14	15=(11+12+13+14)	16	17	18	19	20=(16+17+18+19)	21=(5-10)	22=(16-15)	23	24
MOOE																							
Fin Ex																							
CO																							
III. Special Purpose Fund																							
Miscellaneous Personnel Benefits Fund	01101406		8,743,165.00	8,743,165.00				8,743,165.00	8,743,165.00	8,734,772.30				8,734,772.30	8,734,772.30								
Purpose	4000000000000000		8,743,165.00	8,743,165.00				8,743,165.00	8,743,165.00	8,734,772.30				8,734,772.30	8,734,772.30								
Miscellaneous Personnel Benefits Fund	4007000000000000		8,743,165.00	8,743,165.00				8,743,165.00	8,743,165.00	8,734,772.30				8,734,772.30	8,734,772.30								
Performance-Based Bonus	4007000000001000		8,743,165.00	8,743,165.00				8,743,165.00	8,743,165.00	8,734,772.30				8,734,772.30	8,734,772.30								
PS			8,743,165.00	8,743,165.00				8,743,165.00	8,743,165.00	8,734,772.30				8,734,772.30	8,734,772.30								
Sub-Total, SPF			8,743,165.00	8,743,165.00				8,743,165.00	8,743,165.00	8,734,772.30				8,734,772.30	8,734,772.30								
PS			8,743,165.00	8,743,165.00				8,743,165.00	8,743,165.00	8,734,772.30				8,734,772.30	8,734,772.30								
MOOE																							
Fin Ex																							
CO																							
GRAND TOTAL		394,415,000.00	32,629,703.86	427,044,703.86	818,538,238.00			32,629,703.86	851,167,942.86	121,033,521.84	148,295,547.71			269,329,069.55	98,940,450.88	125,074,228.77			224,014,678.65	(424,123,236.00)	581,838,873.31	7,812,595.86	37,501,794.04
PS		352,854,000.00	8,743,165.00	361,597,165.00	354,426,239.00			8,743,165.00	363,169,404.00	94,015,680.15	111,933,431.44			205,949,111.59	91,335,801.30	111,894,375.43			203,330,176.73	(1,672,238.00)	157,220,262.41	2,618,934.86	
MOOE		41,561,000.00	23,886,538.86	65,447,538.86	41,561,000.00			23,886,538.86	65,447,538.86	15,176,841.69	16,206,199.25			31,383,040.94	5,273,222.62	8,415,205.95			13,688,428.57		34,064,497.92	5,193,661.00	12,500,951.37
Fin Ex																							
CO					422,551,000.00				422,551,000.00	11,841,000.00	20,155,917.02			31,996,917.02	2,331,426.96	4,664,847.38			6,986,074.35	(422,551,000.00)	390,554,082.98		25,000,842.67


Certified Correct:


Certified Correct:


Recommended By:

Approved By:

  
 TAGUDIN, CPA, CFMP, RONALYN  
 Budget Officer  
 Date: 06/Jul/2018

  
 LIGSAY, CPA, MBA, CELSO B.  
 Chief Accountant  
 Date:

  
 OTAYZA, MD, MHA, CESO V, POGS, MARIA LOURDES K.  
 Director, FMS  
 Date: 06/Jul/2018

  
 OTAYZA, MD, MHA, CESO V, POGS, MARIA LOURDES K.  
 Agency Head/Department  
 Date: 06/Jul/2018

This report was generated using the Unified Reporting System on 09/07/2018 12:44